

**MIAMI-DADE COUNTY**  
**DEPARTMENT OF REGULATORY AND ECONOMIC RESOURCES (RER)**

*PLANS PROCESSING - REVISION*

*Initial Review Only*

**Business Plan**

*\*Includes Mplantrk and Fastrack only*

**FY: 2017 - 2018**

**OCTOBER 1st, 2017 TO SEPTEMBER 30th, 2018**

TRADE	First Quarter					
	TOTAL	APPROVED	REJECTED	Approved as Noted	Not Applicable	% REJECTION
Building	1,021	711	242	44	24	24%
Derm	1,240	1,109	129	1	1	10%
Electrical	949	697	48	179	25	5%
Gas	44	27	8	6	3	18%
Mechanical	424	246	31	75	72	7%
Plumbing	942	621	132	134	55	14%
Public Works	186	101	20	0	65	11%
Public Works Concurrency	61	24	1	0	36	2%
Shop Drawing	20	17	0	0	3	0%
Sign	67	64	2	0	1	3%
Structural	948	617	288	29	14	30%
Zoning	832	605	139	1	87	17%
<b>RER TOTAL</b>	<b>6,734</b>	<b>4,839</b>	<b>1,040</b>	<b>469</b>	<b>386</b>	<b>15%</b>
Fire	885	616	136	0	133	15%
<b>OTHER</b>	<b>885</b>	<b>616</b>	<b>136</b>	<b>0</b>	<b>133</b>	<b>15%</b>
<b>Total</b>	<b>7,619</b>	<b>5,455</b>	<b>1,176</b>	<b>469</b>	<b>519</b>	<b>15%</b>

TRADE	Second Quarter					
	TOTAL	APPROVED	REJECTED	Approved as Noted	Not Applicable	% REJECTION
Building	1,217	823	331	35	28	27%
Derm	1,400	1,253	144	0	3	10%
Electrical	958	691	32	212	23	3%
Gas	47	24	8	9	6	17%
Handicap	3	0	0	0	3	0%
Mechanical	515	269	41	116	89	8%
Plumbing	1,022	739	105	112	66	10%
Public Works	224	128	18	0	78	8%
Public Works Concurrency	95	27	0	0	68	0%
Shop Drawing	9	7	0	0	2	0%
Sign	40	34	6	0	0	15%
Structural	925	620	251	38	16	27%
Zoning	1,000	753	161	1	85	16%
<b>RER TOTAL</b>	<b>7,455</b>	<b>5,368</b>	<b>1,097</b>	<b>523</b>	<b>467</b>	<b>15%</b>
Fire	1,022	752	146	0	124	14%
<b>OTHER</b>	<b>1,022</b>	<b>752</b>	<b>146</b>	<b>0</b>	<b>124</b>	<b>14%</b>
<b>Total</b>	<b>8,477</b>	<b>6,120</b>	<b>1,243</b>	<b>523</b>	<b>591</b>	<b>15%</b>

**MIAMI-DADE COUNTY**  
**DEPARTMENT OF REGULATORY AND ECONOMIC RESOURCES (RER)**

*PLANS PROCESSING - REVISION*

*Initial Review Only*

**Business Plan**

*\*Includes Mplantrk and Fastrack only*

**FY: 2017 - 2018**

**OCTOBER 1st, 2017 TO SEPTEMBER 30th, 2018**

TRADE	Third Quarter					
	TOTAL	APPROVED	REJECTED	Approved as Noted	Not Applicable	% REJECTION
Building	1,239	873	279	44	43	23%
Derm	1,359	1,197	159	0	3	12%
Electrical	979	650	85	220	24	9%
Gas	64	32	12	13	7	19%
Handicap	1	1	0	0	0	0%
Mechanical	536	299	34	117	86	6%
Plumbing	1,021	705	144	128	44	14%
Public Works	241	122	17	0	102	7%
Public Works Concurrency	72	22	1	0	49	1%
Shop Drawing	18	15	2	0	1	11%
Sign	35	35	0	0	0	0%
Structural	1,050	696	298	34	22	28%
Zoning	1,020	688	230	4	98	23%
<b>RER TOTAL</b>	<b>7,635</b>	<b>5,335</b>	<b>1,261</b>	<b>560</b>	<b>479</b>	<b>17%</b>
Fire	1,095	779	140	0	176	13%
<b>OTHER</b>	<b>1,095</b>	<b>779</b>	<b>140</b>	<b>0</b>	<b>176</b>	<b>13%</b>
<b>Total</b>	<b>8,730</b>	<b>6,114</b>	<b>1,401</b>	<b>560</b>	<b>655</b>	<b>16%</b>

TRADE	Fourth Quarter					
	TOTAL	APPROVED	REJECTED	Approved as Noted	Not Applicable	% REJECTION
Building	1,358	981	287	47	43	21%
Derm	1,346	1,176	167	0	3	12%
Electrical	1,027	690	87	225	25	8%
Gas	58	31	13	9	5	22%
Handicap	0	0	0	0	0	0%
Mechanical	563	305	38	144	76	7%
Plumbing	882	618	97	121	46	11%
Public Works	223	130	14	0	79	6%
Public Works Concurrency	68	28	0	0	40	0%
Shop Drawing	18	15	1	0	2	6%
Sign	39	36	3	0	0	8%
Structural	1,113	754	307	34	18	28%
Zoning	919	706	132	2	79	14%
<b>RER TOTAL</b>	<b>7,614</b>	<b>5,470</b>	<b>1,146</b>	<b>582</b>	<b>416</b>	<b>15%</b>
Fire	1,068	761	151	0	156	14%
<b>OTHER</b>	<b>1,068</b>	<b>761</b>	<b>151</b>	<b>0</b>	<b>156</b>	<b>14%</b>
<b>Total</b>	<b>8,682</b>	<b>6,231</b>	<b>1,297</b>	<b>582</b>	<b>572</b>	<b>15%</b>

# MIAMI-DADE COUNTY

## DEPARTMENT OF REGULATORY AND ECONOMIC RESOURCES (RER)

### PLANS PROCESSING - REVISION

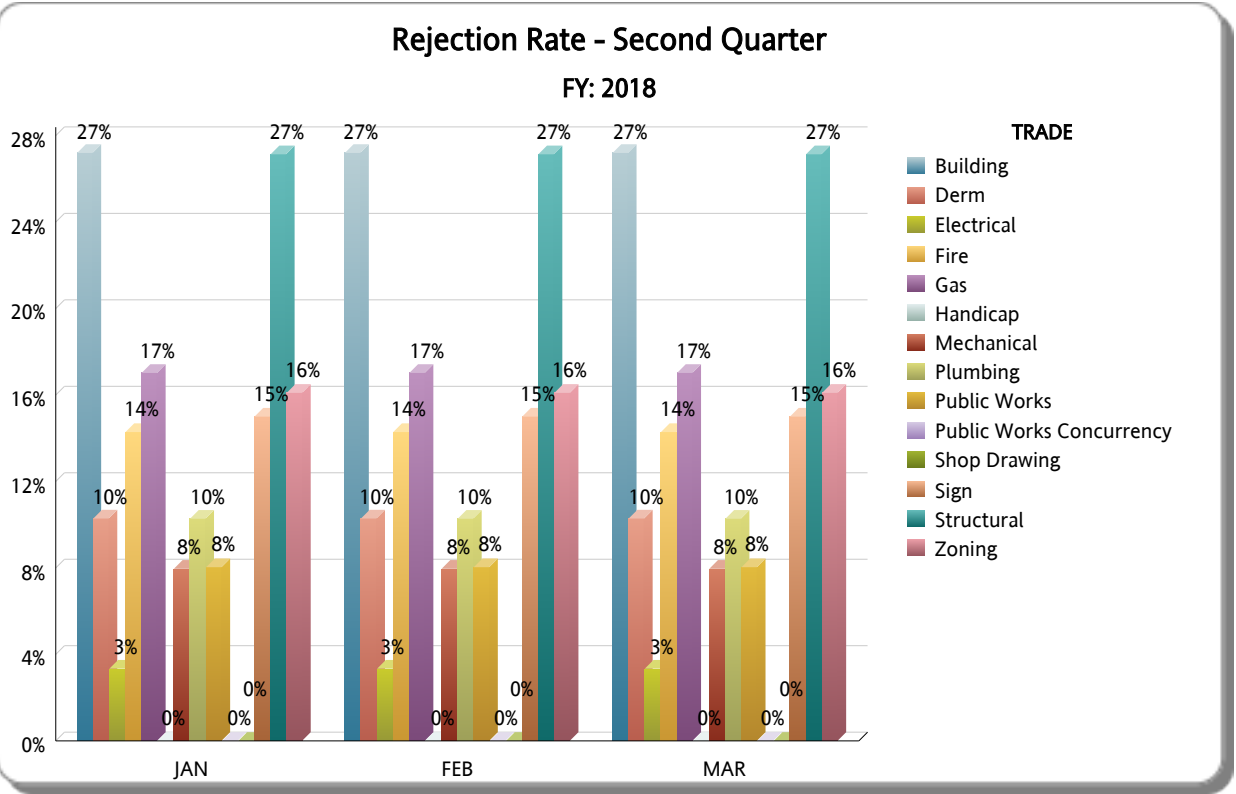
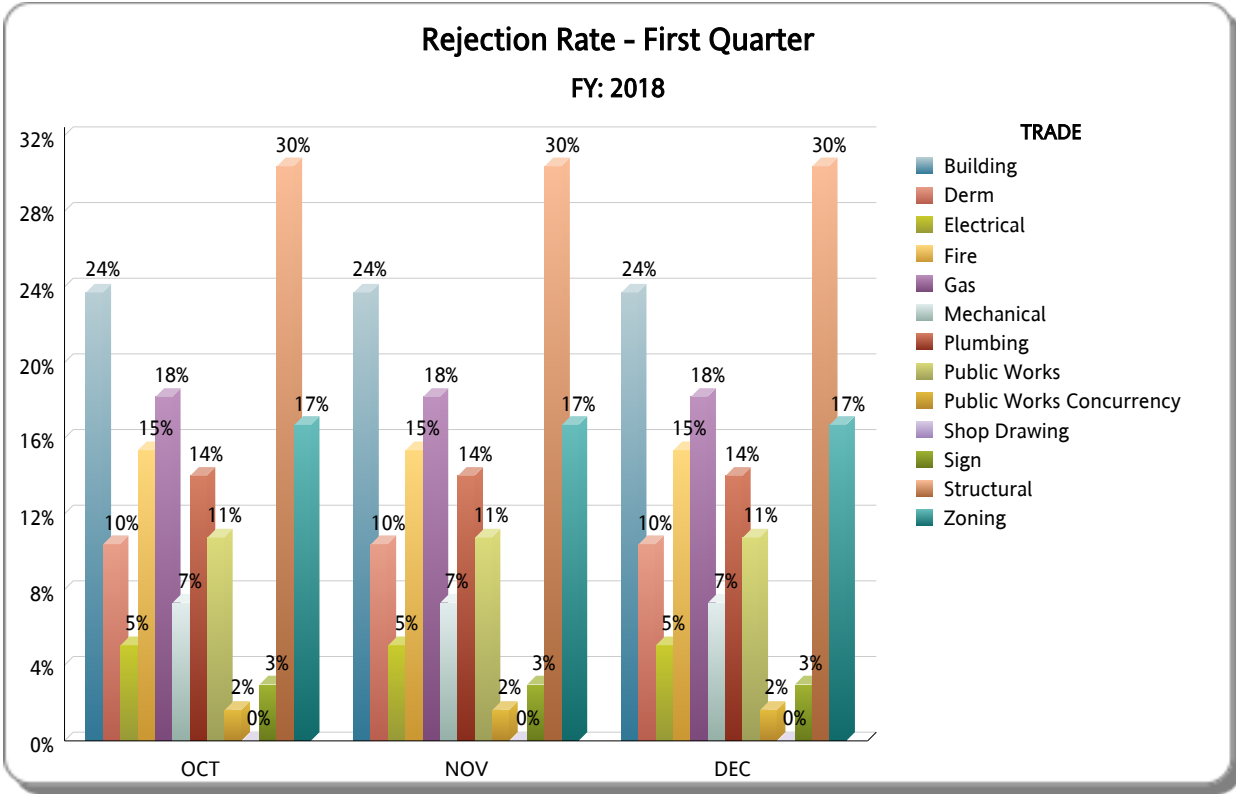
#### Initial Review Only

#### Business Plan

*\*Includes Mplantrk and Fastrack only*

FY: 2017 - 2018

OCTOBER 1st, 2017 TO SEPTEMBER 30th, 2018



# MIAMI-DADE COUNTY

## DEPARTMENT OF REGULATORY AND ECONOMIC RESOURCES (RER)

### PLANS PROCESSING - REVISION

#### Initial Review Only

#### Business Plan

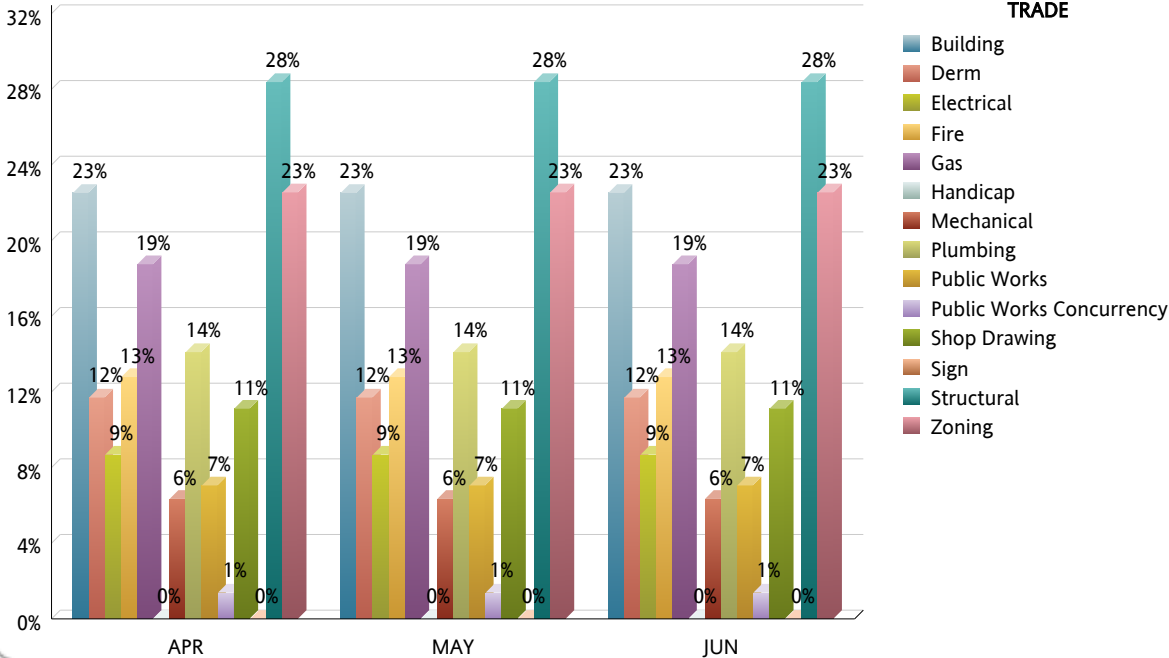
\*Includes Mplantrk and Fastrack only

FY: 2017 - 2018

OCTOBER 1st, 2017 TO SEPTEMBER 30th, 2018

### Rejection Rate - Third Quarter

FY: 2018



### Rejection Rate - Fourth Quarter

FY: 2018

