

**MIAMI-DADE COUNTY**  
**DEPARTMENT OF REGULATORY AND ECONOMIC RESOURCES (RER)**  
**Business Plan**  
**PLANS TRACKING INITIAL REVIEW**  
**From OCTOBER 2017 To SEPTEMBER 2018**

	OCT				NOV				DEC			
	Total # of Plans Reviewed (RER Trades)	Total # of Plans Late (RER Trades)	Percentage of Plans Completed On Time (RER Plans)	Percentage of Plans Late (RER Plans)	Total # of Plans Reviewed (RER Trades)	Total # of Plans Late (RER Trades)	Percentage of Plans Completed On Time (RER Plans)	Percentage of Plans Late (RER Plans)	Total # of Plans Reviewed (RER Trades)	Total # of Plans Late (RER Trades)	Percentage of Plans Completed On Time (RER Plans)	Percentage of Plans Late (RER Plans)
COMMERCIAL	2,552	3	99.88%	0.12%	2,500	1	99.96%	0.04%	2,771	3	99.89%	0.11%
RESIDENTIAL	1,669	18	98.92%	1.08%	1,647	6	99.64%	0.36%	1,709	9	99.47%	0.53%
<b>Total</b>	<b>4,221</b>	<b>21</b>	<b>99.50%</b>	<b>0.50%</b>	<b>4,147</b>	<b>7</b>	<b>99.83%</b>	<b>0.17%</b>	<b>4,480</b>	<b>12</b>	<b>99.73%</b>	<b>0.27%</b>

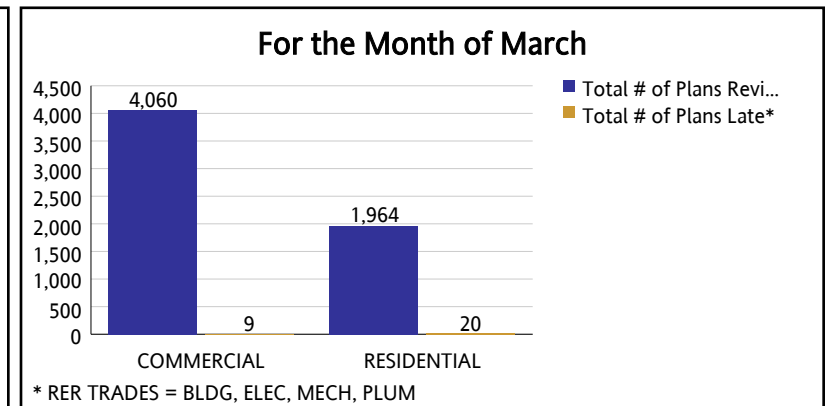
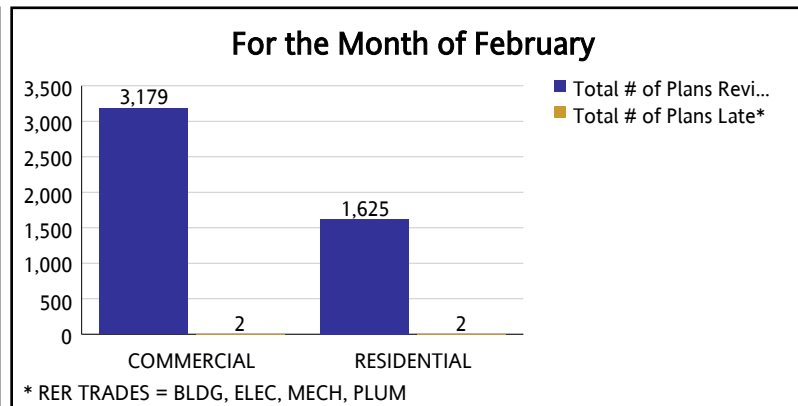
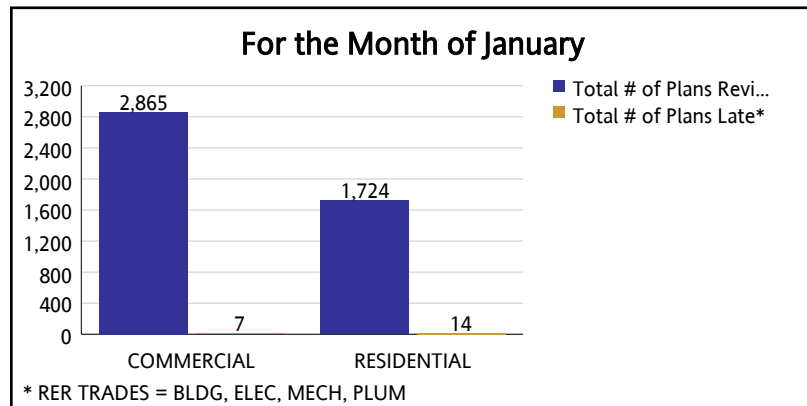
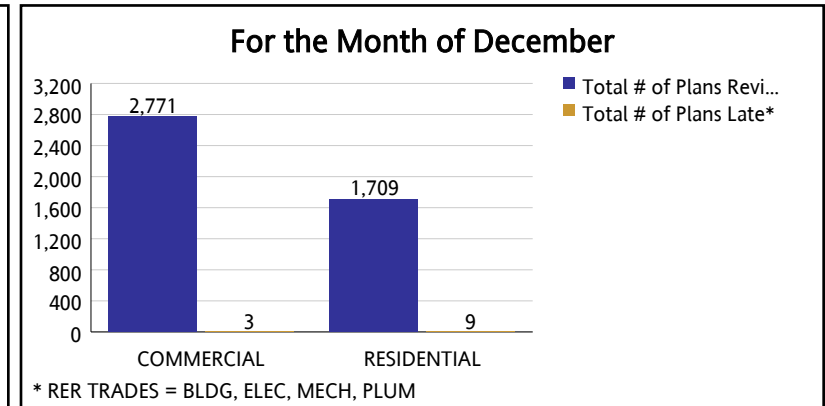
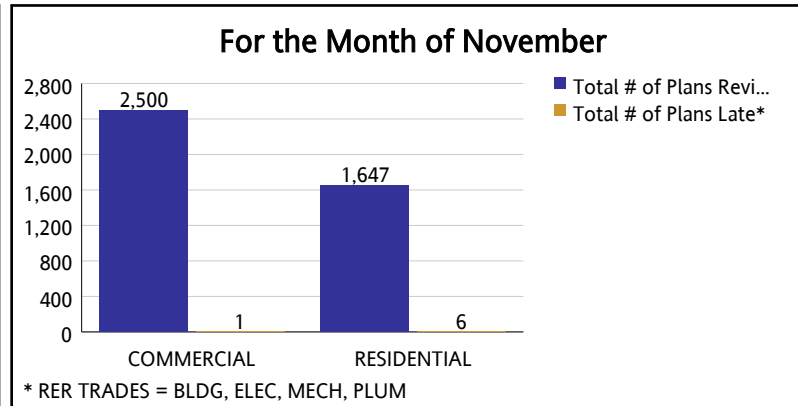
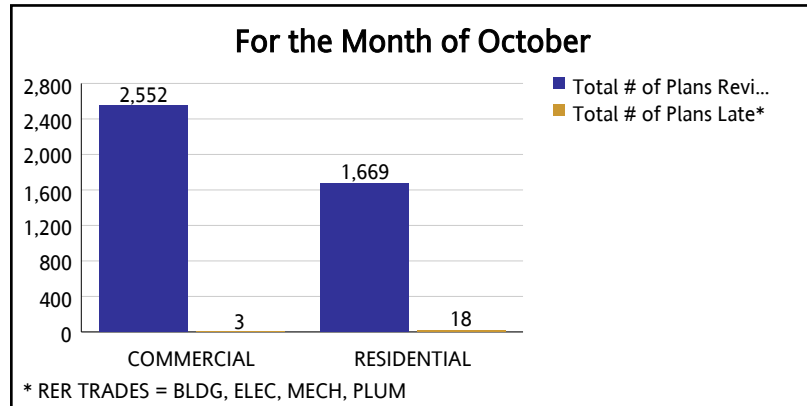
	JAN				FEB				MAR			
	Total # of Plans Reviewed (RER Trades)	Total # of Plans Late (RER Trades)	Percentage of Plans Completed On Time (RER Plans)	Percentage of Plans Late (RER Plans)	Total # of Plans Reviewed (RER Trades)	Total # of Plans Late (RER Trades)	Percentage of Plans Completed On Time (RER Plans)	Percentage of Plans Late (RER Plans)	Total # of Plans Reviewed (RER Trades)	Total # of Plans Late (RER Trades)	Percentage of Plans Completed On Time (RER Plans)	Percentage of Plans Late (RER Plans)
COMMERCIAL	2,865	7	99.76%	0.24%	3,179	2	99.94%	0.06%	4,060	9	99.78%	0.22%
RESIDENTIAL	1,724	14	99.19%	0.81%	1,625	2	99.88%	0.12%	1,964	20	98.98%	1.02%
<b>Total</b>	<b>4,589</b>	<b>21</b>	<b>99.54%</b>	<b>0.46%</b>	<b>4,804</b>	<b>4</b>	<b>99.92%</b>	<b>0.08%</b>	<b>6,024</b>	<b>29</b>	<b>99.52%</b>	<b>0.48%</b>

	APR				MAY				JUN			
	Total # of Plans Reviewed (RER Trades)	Total # of Plans Late (RER Trades)	Percentage of Plans Completed On Time (RER Plans)	Percentage of Plans Late (RER Plans)	Total # of Plans Reviewed (RER Trades)	Total # of Plans Late (RER Trades)	Percentage of Plans Completed On Time (RER Plans)	Percentage of Plans Late (RER Plans)	Total # of Plans Reviewed (RER Trades)	Total # of Plans Late (RER Trades)	Percentage of Plans Completed On Time (RER Plans)	Percentage of Plans Late (RER Plans)
COMMERCIAL	3,418	9	99.74%	0.26%	3,705	10	99.73%	0.27%	3,712	10	99.73%	0.27%
RESIDENTIAL	1,952	13	99.33%	0.67%	2,120	16	99.25%	0.75%	2,206	12	99.46%	0.54%
<b>Total</b>	<b>5,370</b>	<b>22</b>	<b>99.59%</b>	<b>0.41%</b>	<b>5,825</b>	<b>26</b>	<b>99.55%</b>	<b>0.45%</b>	<b>5,918</b>	<b>22</b>	<b>99.63%</b>	<b>0.37%</b>

	JUL				AUG				SEPT			
	Total # of Plans Reviewed (RER Trades)	Total # of Plans Late (RER Trades)	Percentage of Plans Completed On Time (RER Plans)	Percentage of Plans Late (RER Plans)	Total # of Plans Reviewed (RER Trades)	Total # of Plans Late (RER Trades)	Percentage of Plans Completed On Time (RER Plans)	Percentage of Plans Late (RER Plans)	Total # of Plans Reviewed (RER Trades)	Total # of Plans Late (RER Trades)	Percentage of Plans Completed On Time (RER Plans)	Percentage of Plans Late (RER Plans)
COMMERCIAL	3,379	15	99.56%	0.44%	3,550	1	99.97%	0.03%	3,227	10	99.69%	0.31%
RESIDENTIAL	2,037	26	98.72%	1.28%	2,259	9	99.60%	0.40%	1,845	20	98.92%	1.08%
<b>Total</b>	<b>5,416</b>	<b>41</b>	<b>99.24%</b>	<b>0.76%</b>	<b>5,809</b>	<b>10</b>	<b>99.83%</b>	<b>0.17%</b>	<b>5,072</b>	<b>30</b>	<b>99.41%</b>	<b>0.59%</b>

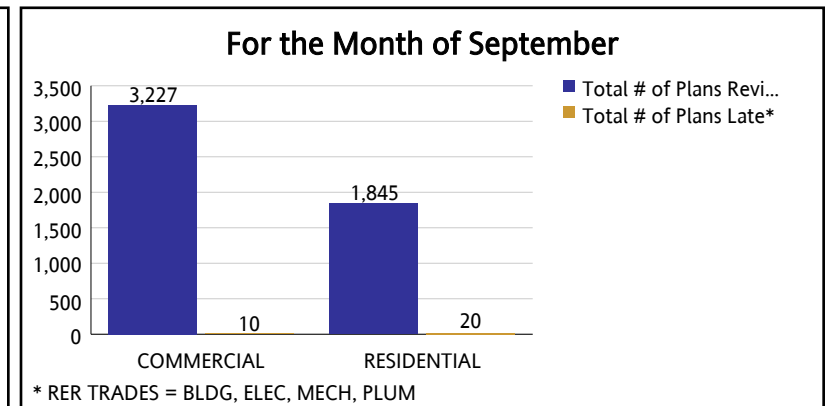
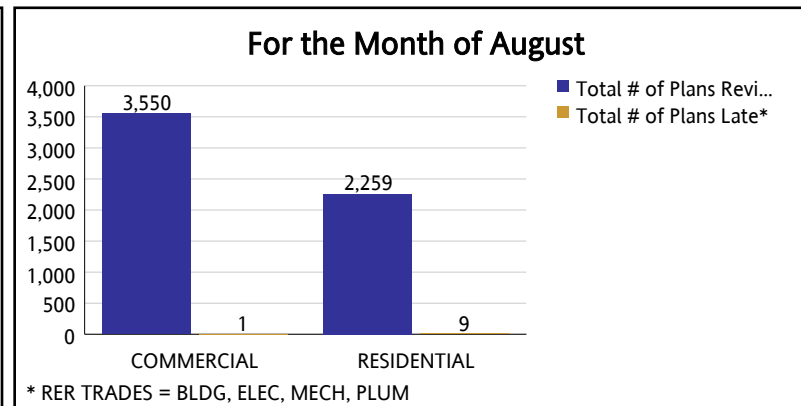
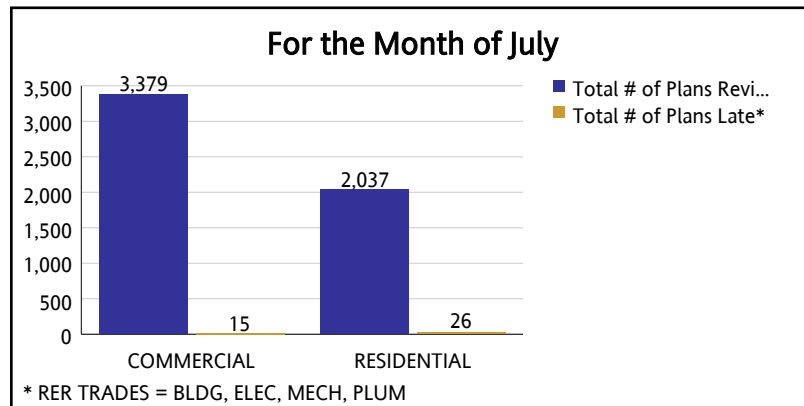
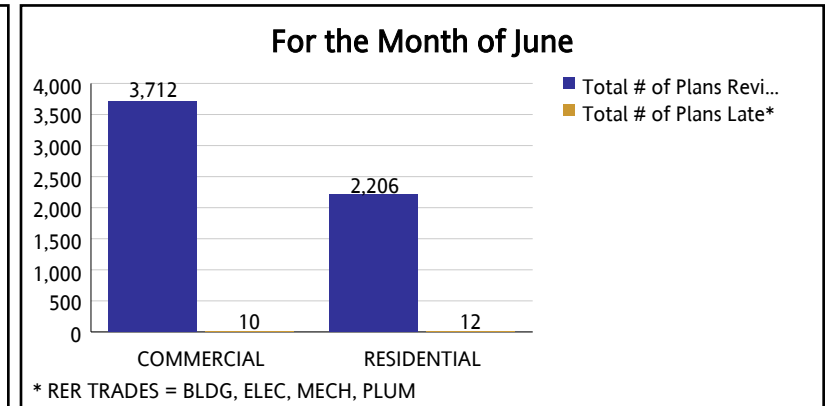
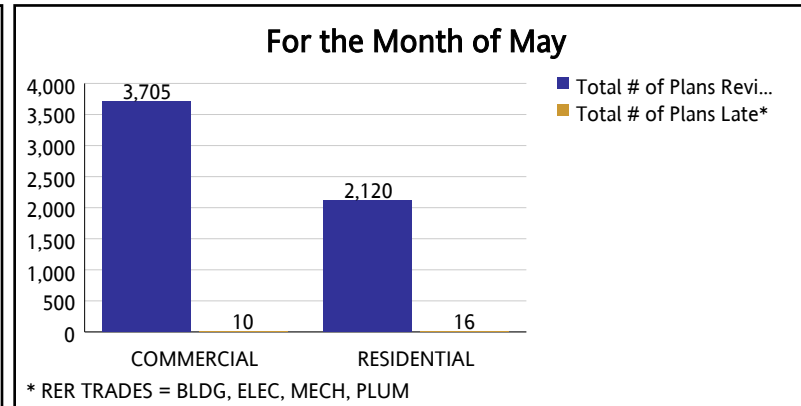
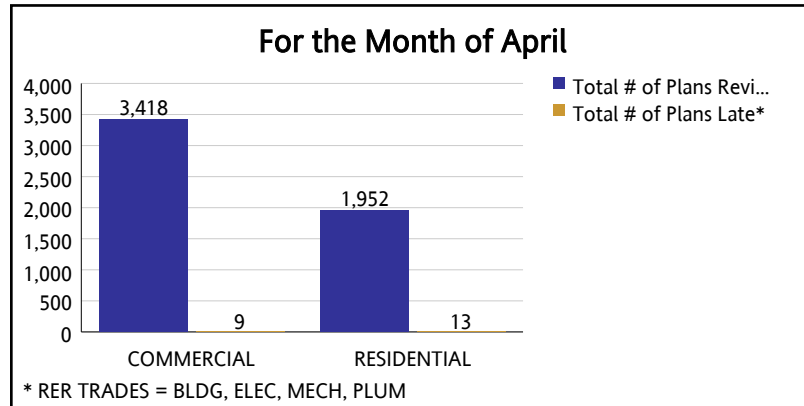
**MIAMI-DADE COUNTY**  
**DEPARTMENT OF REGULATORY AND ECONOMIC RESOURCES (RER)**

**Business Plan**  
**PLANS TRACKING INITIAL REVIEW**  
 From OCTOBER 2017 To SEPTEMBER 2018



**MIAMI-DADE COUNTY**  
**DEPARTMENT OF REGULATORY AND ECONOMIC RESOURCES (RER)**

**Business Plan**  
**PLANS TRACKING INITIAL REVIEW**  
 From OCTOBER 2017 To SEPTEMBER 2018



**MIAMI-DADE COUNTY**  
**DEPARTMENT OF REGULATORY AND ECONOMIC RESOURCES (RER)**  
**Business Plan**  
**PLANS TRACKING INITIAL REVIEW**  
**Fiscal Year to Date Percentage**  
**From OCTOBER 2017 To SEPTEMBER 2018**

	2017						2018																
	OCT		NOV		DEC		JAN		FEB		MAR		APR		MAY		JUN		JUL		AUG		SEPT
	Percentage of Plans Completed On Time (RER Plans)	Percentage of Plans Late (RER Plans)	Percentage of Plans Completed On Time (RER Plans)	Percentage of Plans Late (RER Plans)	Percentage of Plans Completed On Time (RER Plans)	Percentage of Plans Late (RER Plans)	Percentage of Plans Completed On Time (RER Plans)	Percentage of Plans Late (RER Plans)	Percentage of Plans Completed On Time (RER Plans)	Percentage of Plans Late (RER Plans)	Percentage of Plans Completed On Time (RER Plans)	Percentage of Plans Late (RER Plans)	Percentage of Plans Completed On Time (RER Plans)	Percentage of Plans Late (RER Plans)	Percentage of Plans Completed On Time (RER Plans)	Percentage of Plans Late (RER Plans)	Percentage of Plans Completed On Time (RER Plans)	Percentage of Plans Late (RER Plans)	Percentage of Plans Completed On Time (RER Plans)	Percentage of Plans Late (RER Plans)	Percentage of Plans Completed On Time (RER Plans)	Percentage of Plans Late (RER Plans)	Percentage of Plans Completed On Time (RER Plans)
<b>COMMERCIAL</b>	99.88%	0.12%	99.96%	0.04%	99.89%	0.11%	99.76%	0.24%	99.94%	0.06%	99.78%	0.22%	99.74%	0.26%	99.73%	0.27%	99.73%	0.27%	99.56%	0.44%	99.97%	0.03%	99.69%
<b>RESIDENTIAL</b>	98.92%	1.08%	99.64%	0.36%	99.47%	0.53%	99.19%	0.81%	99.88%	0.12%	98.98%	1.02%	99.33%	0.67%	99.25%	0.75%	99.46%	0.54%	98.72%	1.28%	99.60%	0.40%	98.92%
<b>Total</b>	99.50%	0.50%	99.83%	0.17%	99.73%	0.27%	99.54%	0.46%	99.92%	0.08%	99.52%	0.48%	99.59%	0.41%	99.55%	0.45%	99.63%	0.37%	99.24%	0.76%	99.83%	0.17%	99.41%

**MIAMI-DADE COUNTY**  
**DEPARTMENT OF REGULATORY AND ECONOMIC RESOURCES (RER)**  
**Business Plan**  
**PLANS TRACKING INITIAL REVIEW**  
**Fiscal Year to Date Percentage**  
**From OCTOBER 2017 To SEPTEMBER 2018**

	Percentage of Plans Late (RER Plans)	FYTD % of Plans on Time	FYTD % of Plans Late
COMMERCIAL	0.31%	99.79%	0.21%
RESIDENTIAL	1.08%	99.27%	0.73%
<b>Total</b>	<b>0.59%</b>	<b>99.60%</b>	<b>0.40%</b>