

Miami-Dade County

DEPARTMENT OF REGULATORY AND ECONOMIC RESOURCES (RER)

Total Permits Issued by Trade

FY: 2017 - 2018

OCTOBER 1st, 2017 TO SEPTEMBER 30th, 2018

TRADE	FIRST QUARTER
	#PERMITS ISSUED
Building	4,379
Electrical	2,939
LPGX	51
Mechanical	1,714
Plumbing	1,508
Roofing	3,400
Sign	133
Total	14,124

TRADE	SECOND QUARTER
	#PERMITS ISSUED
Building	4,771
Electrical	3,226
LPGX	62
Mechanical	1,661
Plumbing	2,110
Roofing	5,520
Sign	228
Total	17,578

TRADE	THIRD QUARTER
	#PERMITS ISSUED
Building	6,039
Electrical	3,405
LPGX	63
Mechanical	1,826
Plumbing	2,075
Roofing	5,005
Sign	241
Total	18,654

TRADE	FOURTH QUARTER
	#PERMITS ISSUED
Building	5,530
Electrical	3,237
LPGX	81
Mechanical	1,820
Plumbing	1,969
Roofing	4,613
Sign	224
Total	17,474

Miami-Dade County

DEPARTMENT OF REGULATORY AND ECONOMIC RESOURCES (RER)

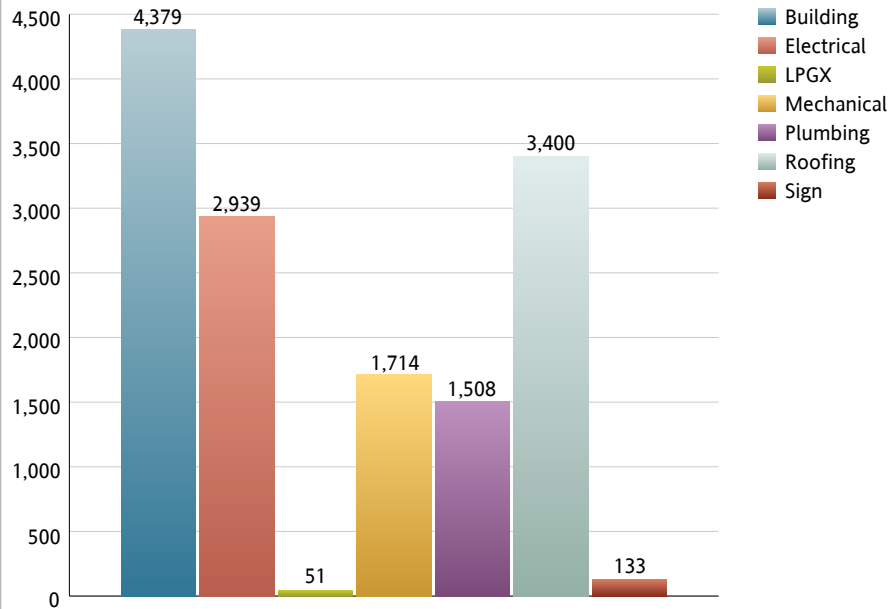
Total Permits Issued by Trade

FY: 2017 - 2018

OCTOBER 1st, 2017 TO SEPTEMBER 30th, 2018

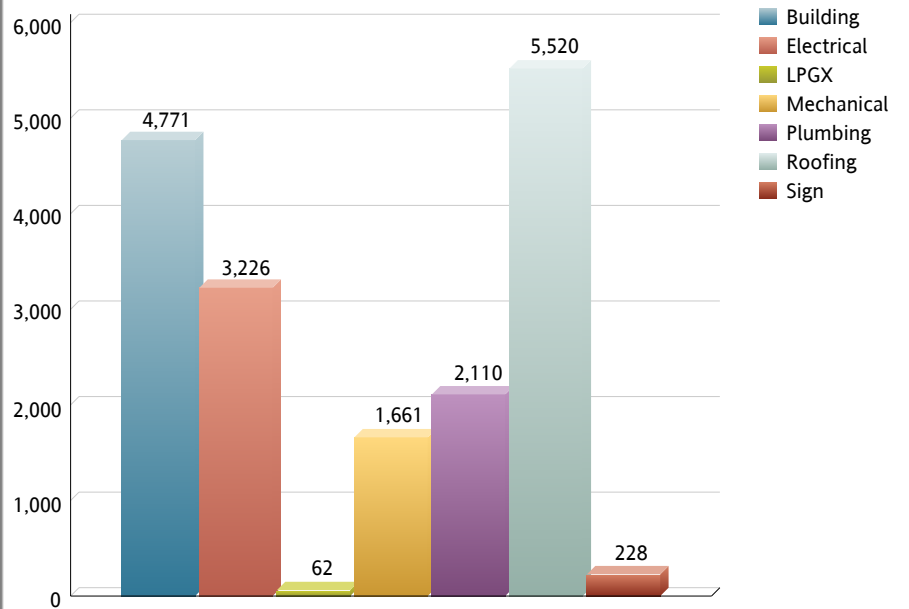
Permits Issued - First Quarter

Total: 14,124



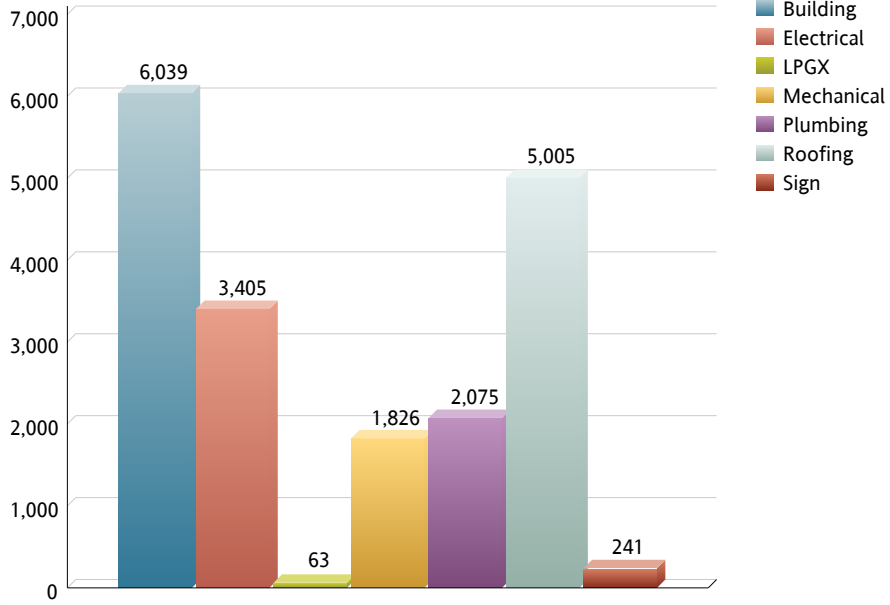
Permits Issued - Second Quarter

Total: 17,578



Permits Issued - Third Quarter

Total: 18,654



Permits Issued - Fourth Quarter

Total: 17,474

