

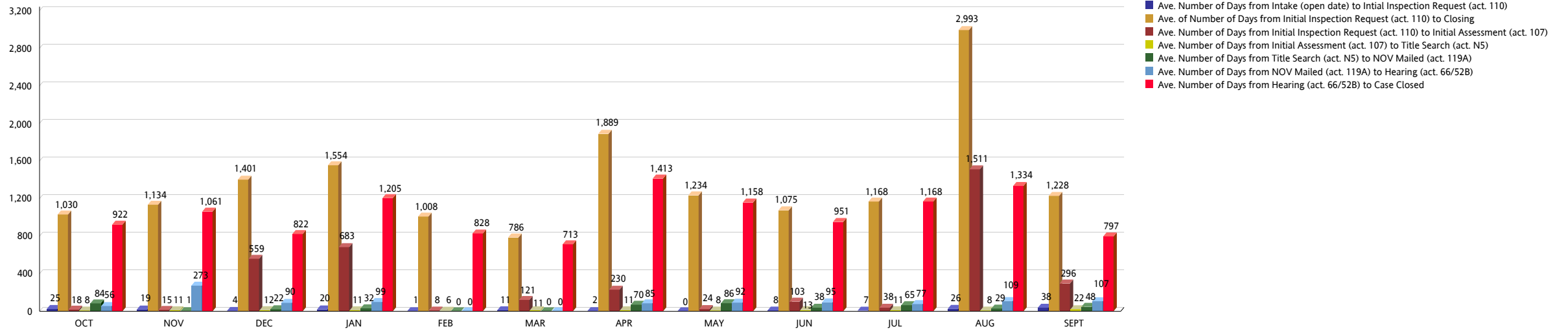
**MIAMI-DADE COUNTY**  
**DEPARTMENT OF REGULATORY AND ECONOMIC RESOURCES (RER)**  
**UNSAFE STRUCTURES MEASURES - RESIDENTIAL**  
**From OCTOBER 2017 To SEPTEMBER 2018**

RESIDENTIAL NO INJUNCTION (ALL PROPERTIES)	OCT	NOV	DEC	JAN	FEB	MAR	APR	MAY	JUN	JUL	AUG	SEPT	YTD TOTAL
Ave. Number of Days from Intake (open date) to Intial Inspection Request (act. 110)	25	19	4	20	1	11	2	0	8	7	26	38	
Number of Cases from Intake (open date) to Intial Inspection Request (act. 110)	12	15	18	10	5	32	13	13	29	7	5	16	175
Ave. of Number of Days from Initial Inspection Request (act. 110) to Closing	1,030	1,134	1,401	1,554	1,008	786	1,889	1,234	1,075	1,168	2,993	1,228	
Number of Cases from Initial Inspection Request (act. 110) to Closing	12	15	18	10	5	32	13	13	29	7	5	16	175
Ave. Number of Days from Initial Inspection Request (act. 110) to Initial Assessment (act. 107)	18	15	559	683	8	121	230	24	103	38	1,511	296	
Number of Cases Closed from Initial Inspection Request (act. 110) to Initial Assessment (act. 107)	12	15	18	8	5	30	12	13	28	6	5	16	168
Ave. Number of Days from Initial Assessment (act. 107) to Title Search (act. N5)	8	11	12	11	6	11	11	8	13	11	8	22	
Number of Cases from Initial Assessment (act. 107) to Title Search (act. N5)	10	15	18	8	5	28	12	13	28	6	5	16	164
Ave. Number of Days from Title Search (act. N5) to NOV Mailed (act. 119A)	84	1	22	32	0	0	70	86	38	65	29	48	
Number of Cases from Title Search (act. N5) to NOV Mailed (act. 119A)	1	1	1	1	0	0	12	13	28	6	5	16	84
Ave. Number of Days from NOV Mailed (act. 119A) to Hearing (act. 66/52B)	56	273	90	99	0	0	85	92	95	77	109	107	
Number of Cases from NOV Mailed (act. 119A) to Hearing (act. 66/52B)	1	1	1	1	0	0	12	11	23	6	5	15	76
Ave. Number of Days from Hearing (act. 66/52B) to Case Closed	922	1,061	822	1,205	828	713	1,413	1,158	951	1,168	1,334	797	
Number of Cases from Hearing (act. 66/52B) to Case Closed	11	13	15	7	5	23	13	11	23	6	5	15	147

	Weighted Average
Ave. Number of Days from Intake (open date) to Intial Inspection Request (act. 110)	12.91
Ave. of Number of Days from Initial Inspection Request (act. 110) to Closing	1,227.90
Ave. Number of Days from Initial Inspection Request (act. 110) to Initial Assessment (act. 107)	226.86
Ave. Number of Days from Initial Assessment (act. 107) to Title Search (act. N5)	11.86
Ave. Number of Days from Title Search (act. N5) to NOV Mailed (act. 119A)	53.14
Ave. Number of Days from NOV Mailed (act. 119A) to Hearing (act. 66/52B)	96.67
Ave. Number of Days from Hearing (act. 66/52B) to Case Closed	978.59

**MIAMI-DADE COUNTY**  
**DEPARTMENT OF REGULATORY AND ECONOMIC RESOURCES (RER)**  
**UNSAFE STRUCTURES MEASURES - RESIDENTIAL**  
**From OCTOBER 2017 To SEPTEMBER 2018**

**RESIDENTIAL / NO INJUNCTION / ALL PROPERTIES**



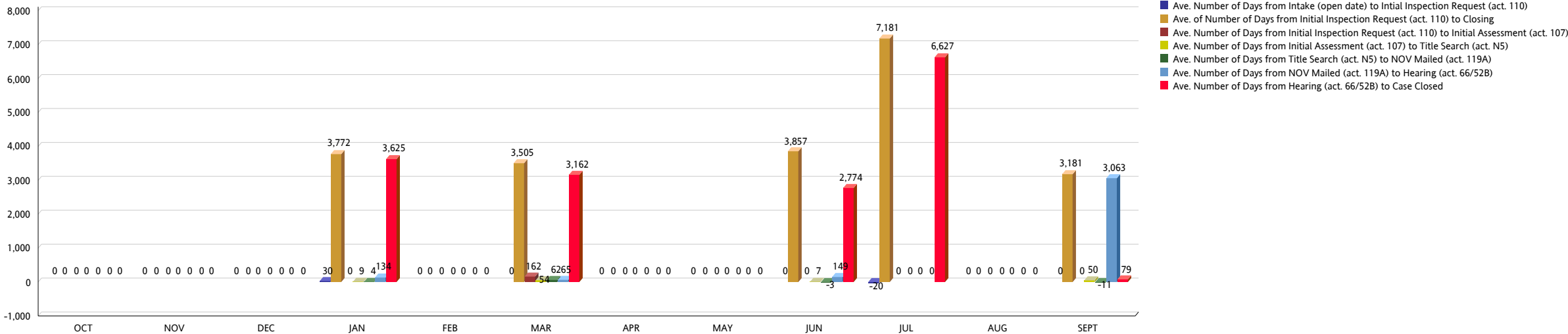
**MIAMI-DADE COUNTY**  
**DEPARTMENT OF REGULATORY AND ECONOMIC RESOURCES (RER)**  
**UNSAFE STRUCTURES MEASURES - RESIDENTIAL**  
**From OCTOBER 2017 To SEPTEMBER 2018**

RESIDENTIAL WITH INJUNCTION (ALL PROPERTIES)	OCT	NOV	DEC	JAN	FEB	MAR	APR	MAY	JUN	JUL	AUG	SEPT	YTD TOTAL
Ave. Number of Days from Intake (open date) to Intial Inspection Request (act. 110)	0	0	0	30	0	0	0	0	0	-20	0	0	
Number of Cases from Intake (open date) to Intial Inspection Request (act. 110)	0	0	0	1	0	1	0	0	2	1	0	1	6
Ave. of Number of Days from Initial Inspection Request (act. 110) to Closing	0	0	0	3,772	0	3,505	0	0	3,857	7,181	0	3,181	
Number of Cases from Initial Inspection Request (act. 110) to Closing	0	0	0	1	0	1	0	0	2	1	0	1	6
Ave. Number of Days from Initial Inspection Request (act. 110) to Initial Assessment (act. 107)	0	0	0	0	0	162	0	0	0	0	0	0	
Number of Cases Closed from Initial Inspection Request (act. 110) to Initial Assessment (act. 107)	0	0	0	1	0	1	0	0	2	0	0	1	5
Ave. Number of Days from Initial Assessment (act. 107) to Title Search (act. N5)	0	0	0	9	0	54	0	0	7	0	0	50	
Number of Cases from Initial Assessment (act. 107) to Title Search (act. N5)	0	0	0	1	0	1	0	0	1	0	0	1	4
Ave. Number of Days from Title Search (act. N5) to NOV Mailed (act. 119A)	0	0	0	4	0	62	0	0	-3	0	0	-11	
Number of Cases from Title Search (act. N5) to NOV Mailed (act. 119A)	0	0	0	1	0	1	0	0	1	0	0	1	4
Ave. Number of Days from NOV Mailed (act. 119A) to Hearing (act. 66/52B)	0	0	0	134	0	65	0	0	149	0	0	3,063	
Number of Cases from NOV Mailed (act. 119A) to Hearing (act. 66/52B)	0	0	0	1	0	1	0	0	1	0	0	1	4
Ave. Number of Days from Hearing (act. 66/52B) to Case Closed	0	0	0	3,625	0	3,162	0	0	2,774	6,627	0	79	
Number of Cases from Hearing (act. 66/52B) to Case Closed	0	0	0	1	0	1	0	0	1	1	0	1	5

	Weighted Average
Ave. Number of Days from Intake (open date) to Intial Inspection Request (act. 110)	1.67
Ave. of Number of Days from Initial Inspection Request (act. 110) to Closing	4,225.50
Ave. Number of Days from Initial Inspection Request (act. 110) to Initial Assessment (act. 107)	32.40
Ave. Number of Days from Initial Assessment (act. 107) to Title Search (act. N5)	30.00
Ave. Number of Days from Title Search (act. N5) to NOV Mailed (act. 119A)	13.00
Ave. Number of Days from NOV Mailed (act. 119A) to Hearing (act. 66/52B)	852.75
Ave. Number of Days from Hearing (act. 66/52B) to Case Closed	3,253.40

**MIAMI-DADE COUNTY**  
**DEPARTMENT OF REGULATORY AND ECONOMIC RESOURCES (RER)**  
**UNSAFE STRUCTURES MEASURES - RESIDENTIAL**  
**From OCTOBER 2017 To SEPTEMBER 2018**

**RESIDENTIAL / WITH INJUNCTION / ALL PROPERTIES**



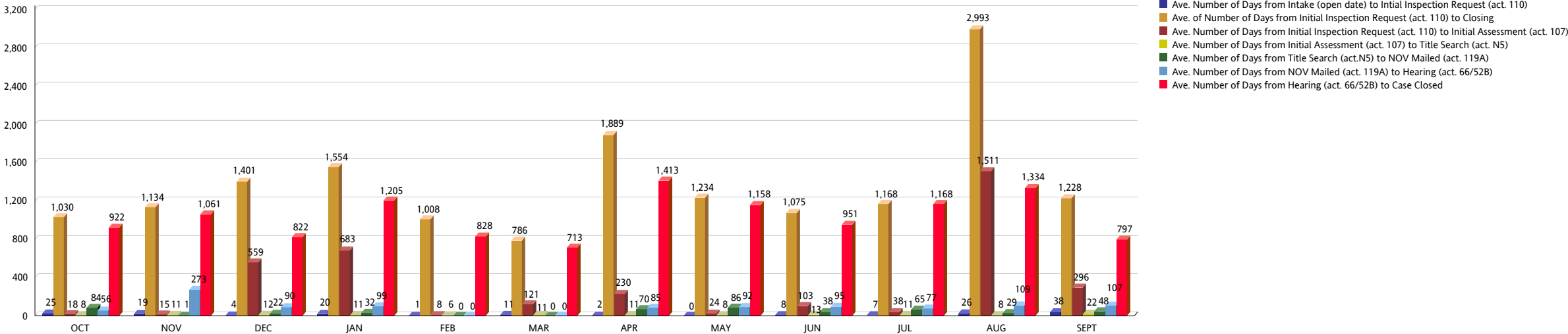
**MIAMI-DADE COUNTY**  
**DEPARTMENT OF REGULATORY AND ECONOMIC RESOURCES (RER)**  
**UNSAFE STRUCTURES MEASURES - RESIDENTIAL**  
**From OCTOBER 2017 To SEPTEMBER 2018**

RESIDENTIAL NO INJUNCTION (EXCLUDING COUNTY PROPERTIES)	OCT	NOV	DEC	JAN	FEB	MAR	APR	MAY	JUN	JUL	AUG	SEPT	YTD TOTAL
Ave. Number of Days from Intake (open date) to Intial Inspection Request (act. 110)	25	19	4	20	1	11	2	0	8	7	26	38	
Number of Cases from Intake (open date) to Intial Inspection Request (act. 110)	12	15	18	10	5	32	13	13	29	7	5	16	175
Ave. of Number of Days from Initial Inspection Request (act. 110) to Closing	1,030	1,134	1,401	1,554	1,008	786	1,889	1,234	1,075	1,168	2,993	1,228	
Number of Cases from Initial Inspection Request (act. 110) to Closing	12	15	18	10	5	32	13	13	29	7	5	16	175
Ave. Number of Days from Initial Inspection Request (act. 110) to Initial Assessment (act. 107)	18	15	559	683	8	121	230	24	103	38	1,511	296	
Number of Cases from Initial Inspection Request (act. 110) to Initial Assessment (act. 107)	12	15	18	8	5	30	12	13	28	6	5	16	168
Ave. Number of Days from Initial Assessment (act. 107) to Title Search (act. N5)	8	11	12	11	6	11	11	8	13	11	8	22	
Number of Cases from Initial Assessment (act. 107) to Title Search (act. N5)	10	15	18	8	5	28	12	13	28	6	5	16	164
Ave. Number of Days from Title Search (act.N5) to NOV Mailed (act. 119A)	84	1	22	32	0	0	70	86	38	65	29	48	
Number of Cases from Title Search (act. N5) to NOV Mailed (act. 119A)	1	1	1	1	0	0	12	13	28	6	5	16	84
Ave. Number of Days from NOV Mailed (act. 119A) to Hearing (act. 66/52B)	56	273	90	99	0	0	85	92	95	77	109	107	
Number of Cases from NOV Mailed (act. 119A) to Hearing (act. 66/52B)	1	1	1	1	0	0	12	11	23	6	5	15	76
Ave. Number of Days from Hearing (act. 66/52B) to Case Closed	922	1,061	822	1,205	828	713	1,413	1,158	951	1,168	1,334	797	12,372
Number of Cases from Hearing (act. 66/52B) to Case Closed	11	13	15	7	5	23	13	11	23	6	5	15	147

	Weighted Average
Ave. Number of Days from Intake (open date) to Intial Inspection Request (act. 110)	12.91
Ave. of Number of Days from Initial Inspection Request (act. 110) to Closing	1,227.90
Ave. Number of Days from Initial Inspection Request (act. 110) to Initial Assessment (act. 107)	226.86
Ave. Number of Days from Initial Assessment (act. 107) to Title Search (act. N5)	11.86
Ave. Number of Days from Title Search (act. N5) to NOV Mailed (act. 119A)	53.14
Ave. Number of Days from NOV Mailed (act. 119A) to Hearing (act. 66/52B)	96.67
Ave. Number of Days from Hearing (act. 66/52B) to Case Closed	978.59

**MIAMI-DADE COUNTY**  
**DEPARTMENT OF REGULATORY AND ECONOMIC RESOURCES (RER)**  
**UNSAFE STRUCTURES MEASURES - RESIDENTIAL**  
**From OCTOBER 2017 To SEPTEMBER 2018**

**RESIDENTIAL / NO INJUNCTION / EXCLUDING COUNTY PROPERTIES**



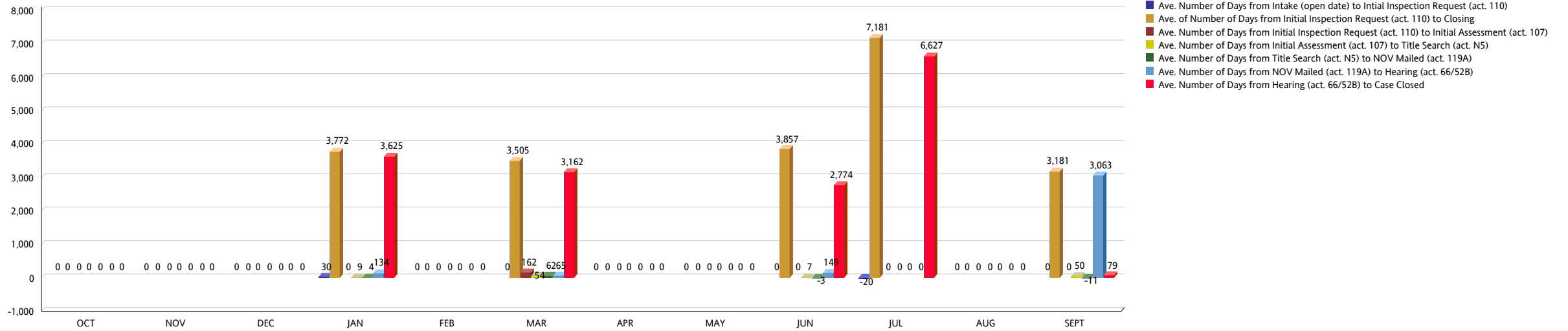
**MIAMI-DADE COUNTY**  
**DEPARTMENT OF REGULATORY AND ECONOMIC RESOURCES (RER)**  
**UNSAFE STRUCTURES MEASURES - RESIDENTIAL**  
**From OCTOBER 2017 To SEPTEMBER 2018**

RESIDENTIAL WITH INJUNCTION (EXCLUDING COUNTY PROPERTIES)	OCT	NOV	DEC	JAN	FEB	MAR	APR	MAY	JUN	JUL	AUG	SEPT	YTD TOTAL
Ave. Number of Days from Intake (open date) to Intial Inspection Request (act. 110)	0	0	0	30	0	0	0	0	0	-20	0	0	
Number of Cases from Intake (open date) to Intial Inspection Request (act. 110)	0	0	0	1	0	1	0	0	2	1	0	1	6
Ave. of Number of Days from Initial Inspection Request (act. 110) to Closing	0	0	0	3,772	0	3,505	0	0	3,857	7,181	0	3,181	
Number of Cases from Initial Inspection Request (act. 110) to Closing	0	0	0	1	0	1	0	0	2	1	0	1	6
Ave. Number of Days from Initial Inspection Request (act. 110) to Initial Assessment (act. 107)	0	0	0	0	0	162	0	0	0	0	0	0	
Number of Cases Closed from Initial Inspection Request (act. 110) to Initial Assessment (act. 107)	0	0	0	1	0	1	0	0	2	0	0	1	5
Ave. Number of Days from Initial Assessment (act. 107) to Title Search (act. N5)	0	0	0	9	0	54	0	0	7	0	0	50	
Number of Cases from Initial Assessment (act. 107) to Title Search (act. N5)	0	0	0	1	0	1	0	0	1	0	0	1	4
Ave. Number of Days from Title Search (act. N5) to NOV Mailed (act. 119A)	0	0	0	4	0	62	0	0	-3	0	0	-11	
Number of Cases from Title Search (act. N5) to NOV Mailed (act. 119A)	0	0	0	1	0	1	0	0	1	0	0	1	4
Ave. Number of Days from NOV Mailed (act. 119A) to Hearing (act. 66/52B)	0	0	0	134	0	65	0	0	149	0	0	3,063	
Number of Cases from NOV Mailed (act. 119A) to Hearing (act. 66/52B)	0	0	0	1	0	1	0	0	1	0	0	1	4
Ave. Number of Days from Hearing (act. 66/52B) to Case Closed	0	0	0	3,625	0	3,162	0	0	2,774	6,627	0	79	
Number of Cases from Hearing (act. 66/52B) to Case Closed	0	0	0	1	0	1	0	0	1	1	0	1	5

	Weighted Average
Ave. Number of Days from Intake (open date) to Intial Inspection Request (act. 110)	1.67
Ave. of Number of Days from Initial Inspection Request (act. 110) to Closing	4,225.50
Ave. Number of Days from Initial Inspection Request (act. 110) to Initial Assessment (act. 107)	32.40
Ave. Number of Days from Initial Assessment (act. 107) to Title Search (act. N5)	30.00
Ave. Number of Days from Title Search (act. N5) to NOV Mailed (act. 119A)	13.00
Ave. Number of Days from NOV Mailed (act. 119A) to Hearing (act. 66/52B)	852.75
Ave. Number of Days from Hearing (act. 66/52B) to Case Closed	3,253.40

**MIAMI-DADE COUNTY**  
**DEPARTMENT OF REGULATORY AND ECONOMIC RESOURCES (RER)**  
**UNSAFE STRUCTURES MEASURES - RESIDENTIAL**  
**From OCTOBER 2017 To SEPTEMBER 2018**

**RESIDENTIAL / WITH INJUNCTION / EXCLUDING COUNTY PROPERTIES**





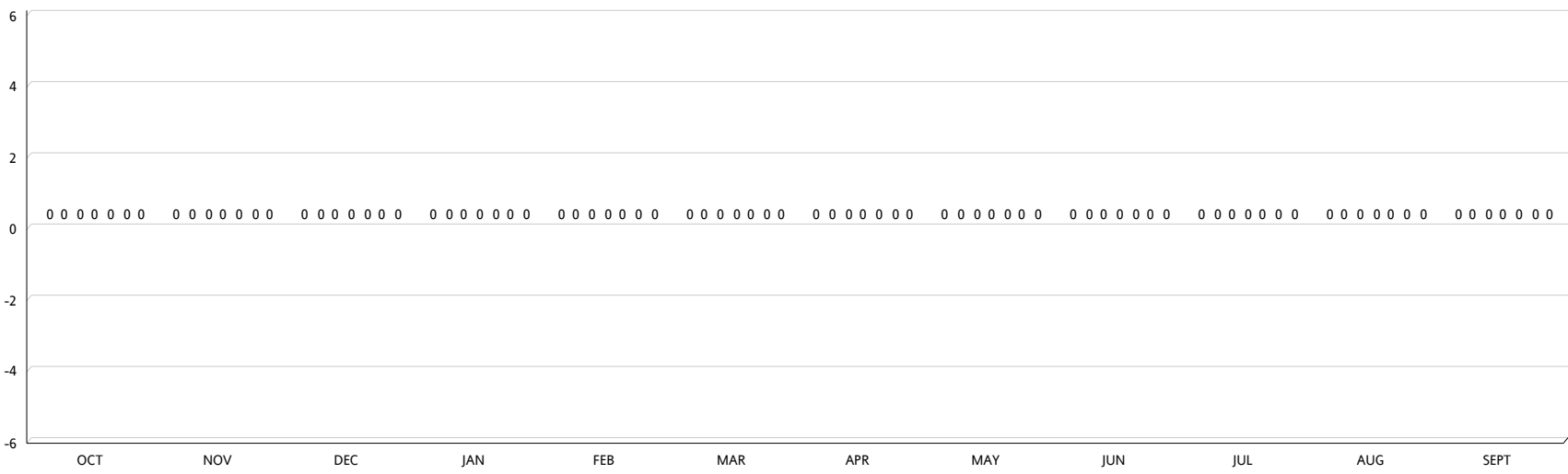
**MIAMI-DADE COUNTY**  
**DEPARTMENT OF REGULATORY AND ECONOMIC RESOURCES (RER)**  
**UNSAFE STRUCTURES MEASURES - RESIDENTIAL**  
**From OCTOBER 2017 To SEPTEMBER 2018**

RESIDENTIAL NO INJUNCTION (COUNTY PROPERTIES)	OCT	NOV	DEC	JAN	FEB	MAR	APR	MAY	JUN	JUL	AUG	SEPT	YTD TOTAL
Ave. Number of Days from Intake (open date) to Intial Inspection Request (act. 110)	0	0	0	0	0	0	0	0	0	0	0	0	
Number of Cases from Intake (open date) to Intial Inspection Request (act. 110)	0	0	0	0	0	0	0	0	0	0	0	0	0
Ave. of Number of Days from Initial Inspection Request (act. 110) to Closing	0	0	0	0	0	0	0	0	0	0	0	0	
Number of Cases from Initial Inspection Request (act. 110) to Closing	0	0	0	0	0	0	0	0	0	0	0	0	0
Ave. Number of Days from Initial Inspection Request (act. 110) to Initial Assessment (act. 107)	0	0	0	0	0	0	0	0	0	0	0	0	
Number of Cases Closed from Initial Inspection Request (act. 110) to Initial Assessment (act. 107)	0	0	0	0	0	0	0	0	0	0	0	0	0
Ave. Number of Days from Initial Assessment (act. 107) to Title Search (act. N5)	0	0	0	0	0	0	0	0	0	0	0	0	
Number of Cases from Initial Assessment (act. 107) to Title Search (act. N5)	0	0	0	0	0	0	0	0	0	0	0	0	0
Ave. Number of Days from Title Search (act. N5) to NOV Mailed (act. 119A)	0	0	0	0	0	0	0	0	0	0	0	0	
Number of Cases from Title Search (act. N5) to NOV Mailed (act. 119A)	0	0	0	0	0	0	0	0	0	0	0	0	0
Ave. Number of Days from NOV Mailed (act. 119A) to Hearing (act. 66/52B)	0	0	0	0	0	0	0	0	0	0	0	0	
Number of Cases from NOV Mailed (act. 119A) to Hearing (act. 66/52B)	0	0	0	0	0	0	0	0	0	0	0	0	0
Ave. Number of Days from Hearing (act. 66/52B) to Case Closed	0	0	0	0	0	0	0	0	0	0	0	0	
Number of Cases from Hearing (act. 66/52B) to Case Closed	0	0	0	0	0	0	0	0	0	0	0	0	0

	Weighted Average
Ave. Number of Days from Intake (open date) to Intial Inspection Request (act. 110)	0
Ave. of Number of Days from Initial Inspection Request (act. 110) to Closing	0
Ave. Number of Days from Initial Inspection Request (act. 110) to Initial Assessment (act. 107)	0
Ave. Number of Days from Initial Assessment (act. 107) to Title Search (act. N5)	0
Ave. Number of Days from Title Search (act. N5) to NOV Mailed (act. 119A)	0
Ave. Number of Days from NOV Mailed (act. 119A) to Hearing (act. 66/52B)	0
Ave. Number of Days from Hearing (act. 66/52B) to Case Closed	0

**MIAMI-DADE COUNTY**  
**DEPARTMENT OF REGULATORY AND ECONOMIC RESOURCES (RER)**  
**UNSAFE STRUCTURES MEASURES - RESIDENTIAL**  
**From OCTOBER 2017 To SEPTEMBER 2018**

**RESIDENTIAL / NO INJUNCTION / COUNTY PROPERTIES**



- Ave. Number of Days from Intake (open date) to Intial Inspection Request (act. 110)
- Ave. of Number of Days from Initial Inspection Request (act. 110) to Closing
- Ave. Number of Days from Initial Inspection Request (act. 110) to Initial Assessment (act. 107)
- Ave. Number of Days from Initial Assessment (act. 107) to Title Search (act. N5)
- Ave. Number of Days from Title Search (act. N5) to NOV Mailed (act. 119A)
- Ave. Number of Days from NOV Mailed (act. 119A) to Hearing (act. 66/52B)
- Ave. Number of Days from Hearing (act. 66/52B) to Case Closed

**MIAMI-DADE COUNTY**  
**DEPARTMENT OF REGULATORY AND ECONOMIC RESOURCES (RER)**  
**UNSAFE STRUCTURES MEASURES - RESIDENTIAL**  
**From OCTOBER 2017 To SEPTEMBER 2018**

RESIDENTIAL WITH INJUNCTION (COUNTY PROPERTIES)	OCT	NOV	DEC	JAN	FEB	MAR	APR	MAY	JUN	JUL	AUG	SEPT	YTD TOTAL
Ave. Number of Days from Intake (open date) to Intial Inspection Request (act. 110)	0	0	0	0	0	0	0	0	0	0	0	0	
Number of Cases from Intake (open date) to Intial Inspection Request (act. 110)	0	0	0	0	0	0	0	0	0	0	0	0	0
Ave. of Number of Days from Initial Inspection Request (act. 110) to Closing	0	0	0	0	0	0	0	0	0	0	0	0	
Number of Cases from Initial Inspection Request (act. 110) to Closing	0	0	0	0	0	0	0	0	0	0	0	0	0
Ave. Number of Days from Initial Inspection Request (act. 110) to Initial Assessment (act. 107)	0	0	0	0	0	0	0	0	0	0	0	0	
Number of Cases Closed from Initial Inspection Request (act. 110) to Initial Assessment (act. 107)	0	0	0	0	0	0	0	0	0	0	0	0	0
Ave. Number of Days from Initial Assessment (act. 107) to Title Search (act. N5)	0	0	0	0	0	0	0	0	0	0	0	0	
Number of Cases from Initial Assessment (act. 107) to Title Search (act. N5)	0	0	0	0	0	0	0	0	0	0	0	0	0
Ave. Number of Days from Title Search (act. N5) to NOV Mailed (act. 119A)	0	0	0	0	0	0	0	0	0	0	0	0	
Number of Cases from Title Search (act. N5) to NOV Mailed (act. 119A)	0	0	0	0	0	0	0	0	0	0	0	0	0
Ave. Number of Days from NOV Mailed (act. 119A) to Hearing (act. 66/52B)	0	0	0	0	0	0	0	0	0	0	0	0	
Number of Cases from NOV Mailed (act. 119A) to Hearing (act. 66/52B)	0	0	0	0	0	0	0	0	0	0	0	0	0
Ave. Number of Days from Hearing (act. 66/52B) to Case Closed	0	0	0	0	0	0	0	0	0	0	0	0	
Number of Cases from Hearing (act. 66/52B) to Case Closed	0	0	0	0	0	0	0	0	0	0	0	0	0

	Weighted Average
Ave. Number of Days from Intake (open date) to Intial Inspection Request (act. 110)	0
Ave. of Number of Days from Initial Inspection Request (act. 110) to Closing	0
Ave. Number of Days from Initial Inspection Request (act. 110) to Initial Assessment (act. 107)	0
Ave. Number of Days from Initial Assessment (act. 107) to Title Search (act. N5)	0
Ave. Number of Days from Title Search (act. N5) to NOV Mailed (act. 119A)	0
Ave. Number of Days from NOV Mailed (act. 119A) to Hearing (act. 66/52B)	0
Ave. Number of Days from Hearing (act. 66/52B) to Case Closed	0

**MIAMI-DADE COUNTY**  
**DEPARTMENT OF REGULATORY AND ECONOMIC RESOURCES (RER)**  
**UNSAFE STRUCTURES MEASURES - RESIDENTIAL**  
**From OCTOBER 2017 To SEPTEMBER 2018**

**RESIDENTIAL / WITH INJUNCTION / COUNTY PROPERTIES**

