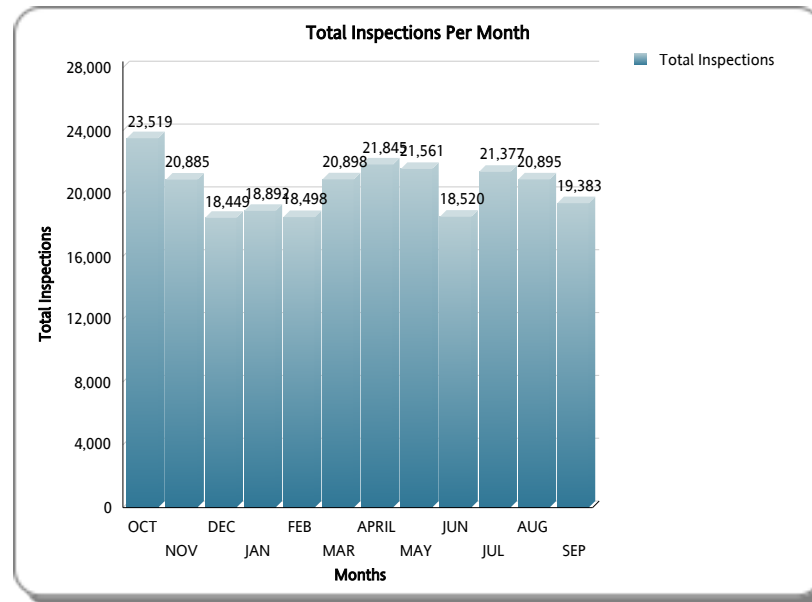


MIAMI-DADE COUNTY
DEPARTMENT OF REGULATORY AND ECONOMIC RESOURCES (RER)
Annual Inspections
FY: 2018/2019
From OCTOBER 1st, 2018 To SEPTEMBER 30th, 2019

Trade	OCT	NOV	DEC	JAN	FEB	MAR	APRIL	MAY	JUN	JUL	AUG	SEP	Total YTD	EOY Proj*
BOILER	158	191	0	226	253	175	196	133	219	224	181	125	2,081	2,081.0
BUILDING *	6,573	5,739	5,132	5,162	5,062	5,751	6,176	6,552	5,690	6,883	6,771	5,852	71,343	71,343.0
ELECTRICAL	4,257	3,822	3,434	3,751	3,510	4,116	4,246	3,964	3,528	4,325	4,202	4,027	47,182	47,182.0
LPGX	2	2	1	9	8	2	5	9	7	5	6	7	63	63.0
MECHANICAL	1,424	1,163	958	1,126	994	1,205	1,211	1,184	1,107	1,209	1,359	1,312	14,252	14,252.0
PLUMBING	3,025	2,703	2,200	2,575	2,551	2,818	2,860	2,806	2,472	2,581	2,726	2,470	31,787	31,787.0
ROOFING	7,802	7,074	6,506	5,811	5,876	6,601	6,845	6,663	5,308	5,918	5,408	5,393	75,205	75,205.0
SIGN	278	191	218	232	244	230	306	250	189	232	242	197	2,809	2,809.0
Total	23,519	20,885	18,449	18,892	18,498	20,898	21,845	21,561	18,520	21,377	20,895	19,383	244,722	244,722.0



* Includes Zoning Inspections

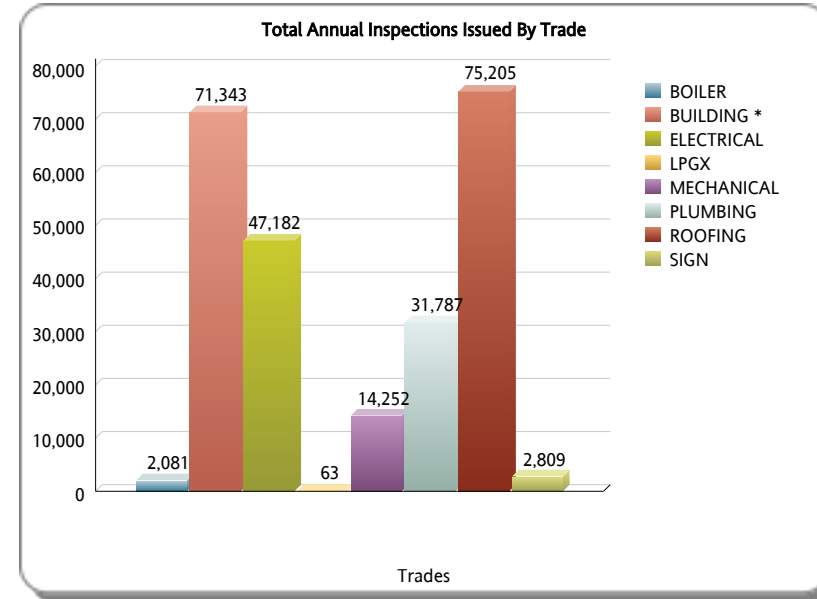
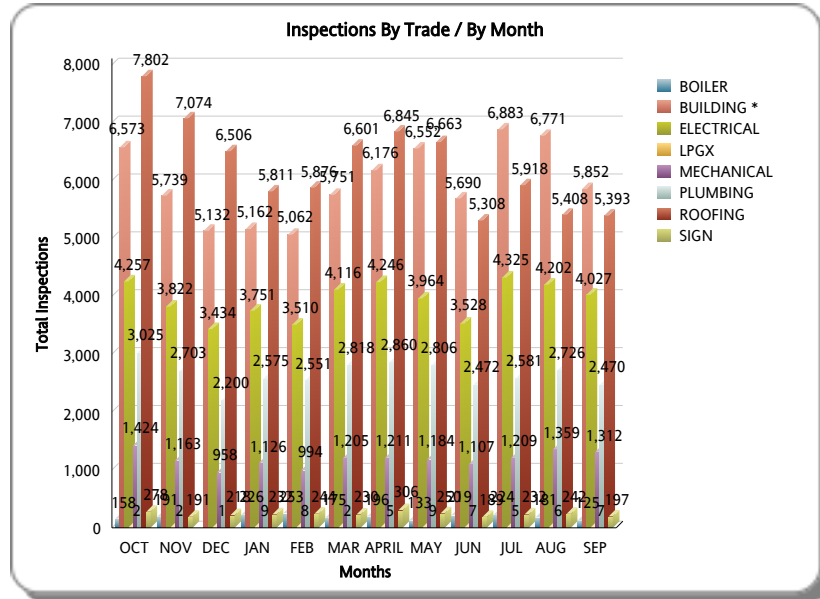
MIAMI-DADE COUNTY

DEPARTMENT OF REGULATORY AND ECONOMIC RESOURCES (RER)

Annual Inspections

FY: 2018/2019

From OCTOBER 1st, 2018 To SEPTEMBER 30th, 2019



* Includes Zoning Inspections
Oct 8, 2019