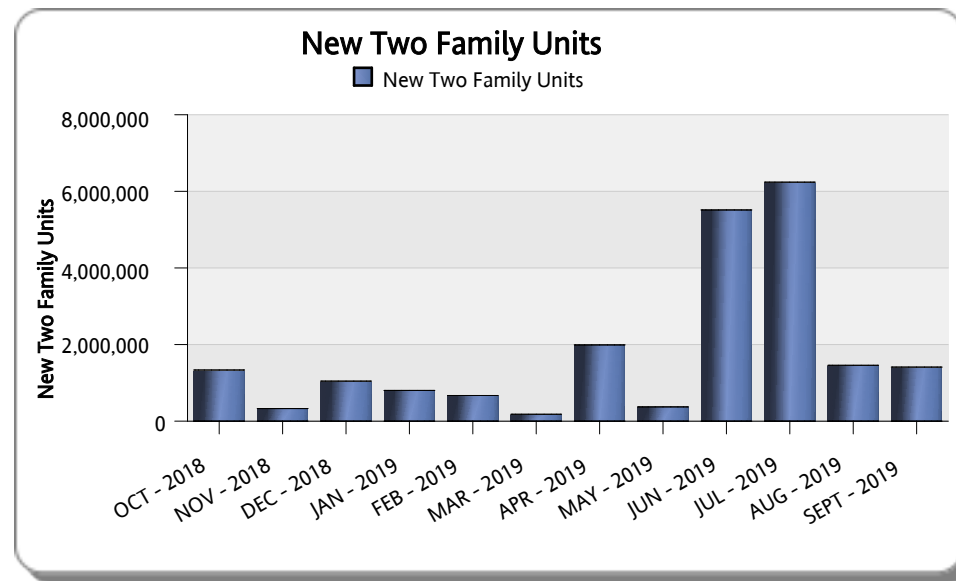
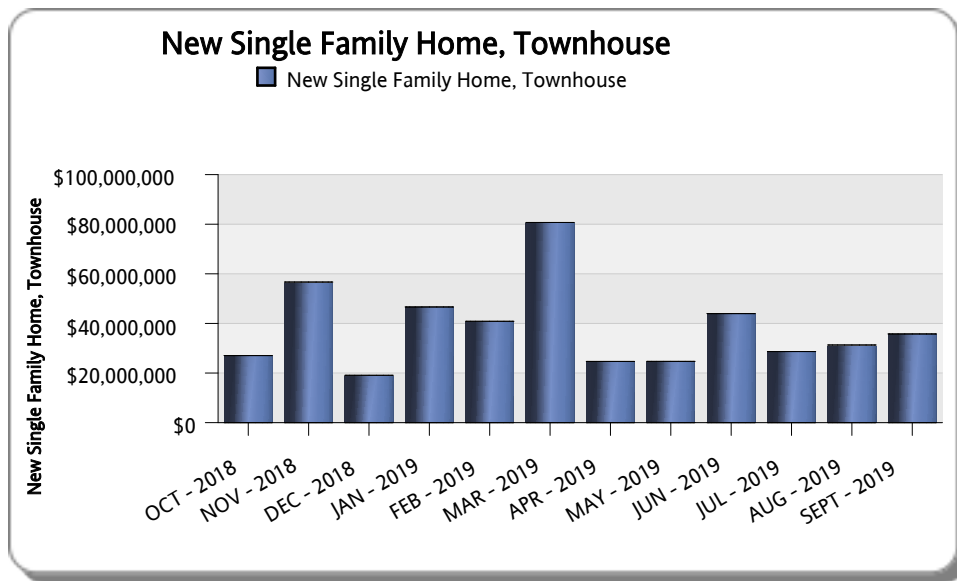


MIAMI-DADE COUNTY
DEPARTMENT OF REGULATORY AND ECONOMIC RESOURCES (RER)
Estimated Value of Construction for New, Single and Multi Family Homes

FY: 2018/2019

	OCT - 2018		NOV - 2018		DEC - 2018		JAN - 2019		FEB - 2019		MAR - 2019		APR - 2019		MAY - 2019		JUN - 2019		JUL - 2019		AUG - 2019											
	# of BLDG	Est. Cost	# Units	# of BLDG	Est. Cost	# Units	# of BLDG	Est. Cost	# Units	# of BLDG	Est. Cost	# Units	# of BLDG	Est. Cost	# Units	# of BLDG	Est. Cost	# Units	# of BLDG	Est. Cost	# Units	# of BLDG	Est. Cost									
New Single Family Home, Townhouse	55	\$14,524,805	55	78	\$17,782,402	78	64	\$10,580,856	64	99	\$32,426,382	99	130	\$39,523,452	130	91	\$28,118,113	91	82	\$21,868,667	82	128	\$24,329,570	128	113	\$38,222,399	113	92	\$18,245,308	92	87	\$29,840,111
New Two Family Units	7	\$1,334,961	14	2	\$329,040	4	4	\$1,044,791	8	4	\$801,945	8	5	\$669,960	10	1	\$180,000	2	5	\$1,990,463	10	3	\$372,780	6	23	\$5,513,977	46	18	\$6,239,139	36	9	\$1,457,785
New Apartment Buildings 3 or 4 Units	0	\$0	0	0	\$0	0	0	\$0	0	1	\$9,360	4	0	\$0	0	0	\$0	0	1	\$705,390	4	0	\$0	0	0	\$0	0	0	\$0	0	0	\$0
New Apartment Buildings 5 or more Units	12	\$11,182,435	217	21	\$38,557,585	523	3	\$7,463,238	66	7	\$13,400,010	177	2	\$659,685	11	3	\$52,399,587	518	2	\$112,000	47	0	\$0	0	1	\$227,800	5	2	\$4,176,640	62	0	\$0
Total Per Month	74	\$27,042,201	286	101	\$56,669,027	605	71	\$19,088,885	138	111	\$46,637,697	288	137	\$40,853,097	151	95	\$80,697,700	611	90	\$24,676,520	143	131	\$24,702,350	134	137	\$43,964,176	164	112	\$28,661,087	190	96	\$31,297,896



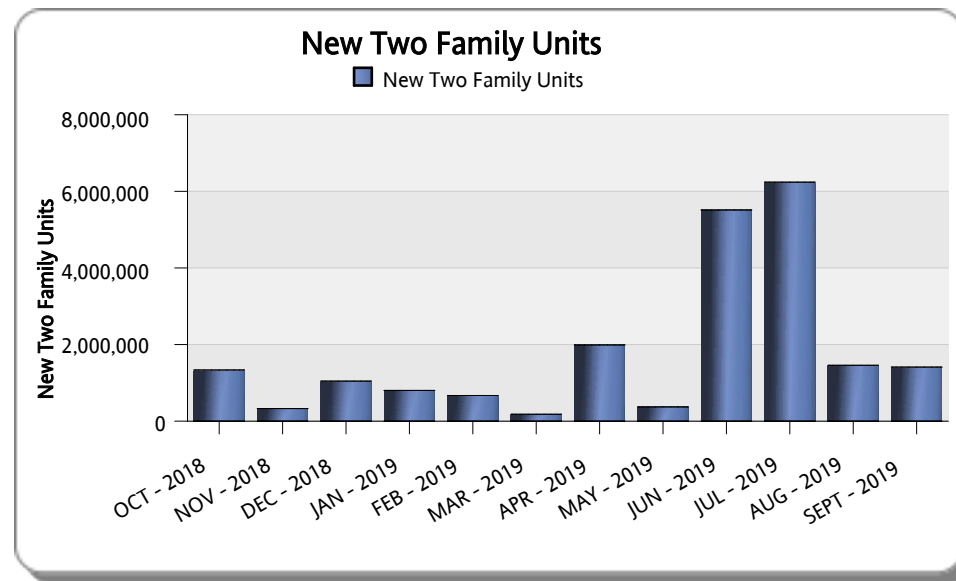
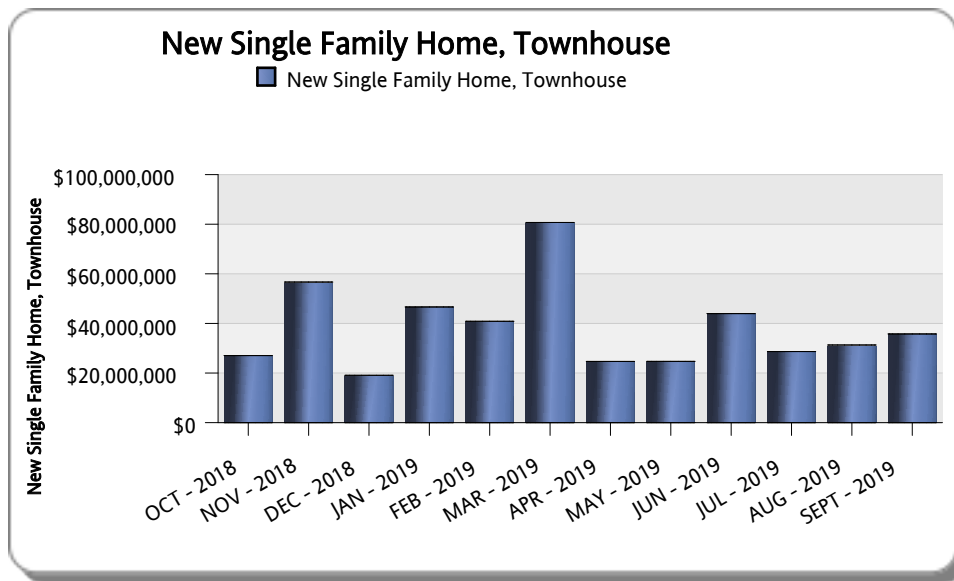
Source: Information Technology Department
 Data Compiled and Report Produced by the Department of Regulatory and Economic Resources

Oct 8, 2019

MIAMI-DADE COUNTY
DEPARTMENT OF REGULATORY AND ECONOMIC RESOURCES (RER)
Estimated Value of Construction for New, Single and Multi Family Homes

FY: 2018/2019

	SEPT - 2019				YTD Est. Cost Total
	# Units	# of BLDG	Est. Cost	# Units	
New Single Family Home, Townhouse	87	91	\$20,183,282	91	\$295,645,347
New Two Family Units	18	11	\$1,410,450	22	\$21,345,291
New Apartment Buildings 3 or 4 Units	0	0	\$0	0	\$714,750
New Apartment Buildings 5 or more Units	0	6	\$14,163,900	267	\$142,342,880
Total Per Month	105	108	\$35,757,632	380	460,048,268



MIAMI-DADE COUNTY
DEPARTMENT OF REGULATORY AND ECONOMIC RESOURCES (RER)
Estimated Value of Construction for New, Single and Multi Family Homes

FY: 2018/2019

