

MIAMI-DADE COUNTY
DEPARTMENT OF REGULATORY AND ECONOMIC RESOURCES (RER)
Business Plan
PLANS TRACKING INITIAL REVIEW
From OCTOBER 2018 To SEPTEMBER 2019

	OCT				NOV				DEC			
	Total # of Plans Reviewed (RER Trades)	Total # of Plans Late (RER Trades)	Percentage of Plans Completed On Time (RER Plans)	Percentage of Plans Late (RER Plans)	Total # of Plans Reviewed (RER Trades)	Total # of Plans Late (RER Trades)	Percentage of Plans Completed On Time (RER Plans)	Percentage of Plans Late (RER Plans)	Total # of Plans Reviewed (RER Trades)	Total # of Plans Late (RER Trades)	Percentage of Plans Completed On Time (RER Plans)	Percentage of Plans Late (RER Plans)
COMMERCIAL	3,460	4	99.88%	0.12%	2,922	3	99.90%	0.10%	2,901	2	99.93%	0.07%
RESIDENTIAL	2,148	10	99.53%	0.47%	1,837	8	99.56%	0.44%	1,855	11	99.41%	0.59%
Total	5,608	14	99.75%	0.25%	4,759	11	99.77%	0.23%	4,756	13	99.73%	0.27%

	JAN				FEB				MAR			
	Total # of Plans Reviewed (RER Trades)	Total # of Plans Late (RER Trades)	Percentage of Plans Completed On Time (RER Plans)	Percentage of Plans Late (RER Plans)	Total # of Plans Reviewed (RER Trades)	Total # of Plans Late (RER Trades)	Percentage of Plans Completed On Time (RER Plans)	Percentage of Plans Late (RER Plans)	Total # of Plans Reviewed (RER Trades)	Total # of Plans Late (RER Trades)	Percentage of Plans Completed On Time (RER Plans)	Percentage of Plans Late (RER Plans)
COMMERCIAL	2,841	13	99.54%	0.46%	2,992	8	99.73%	0.27%	3,481	9	99.74%	0.26%
RESIDENTIAL	1,633	22	98.65%	1.35%	1,849	26	98.59%	1.41%	2,305	19	99.18%	0.82%
Total	4,474	35	99.22%	0.78%	4,841	34	99.30%	0.70%	5,786	28	99.52%	0.48%

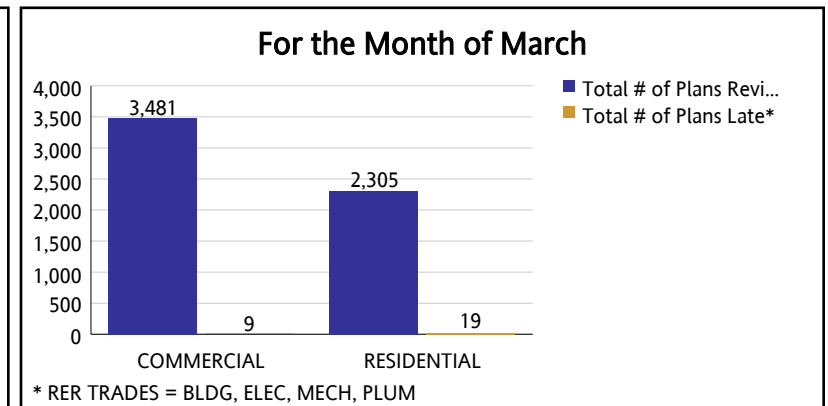
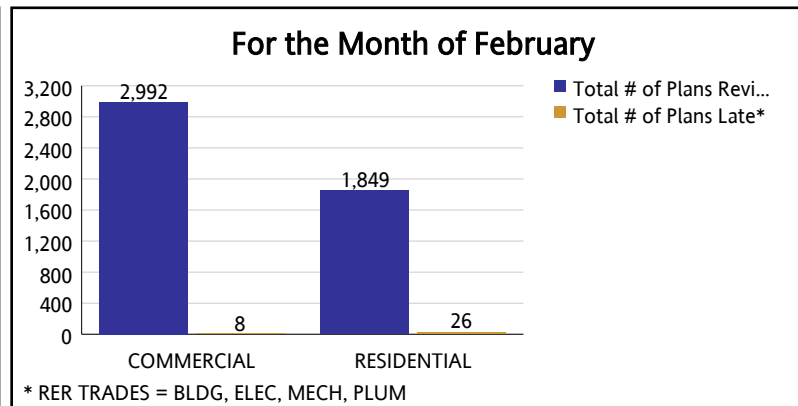
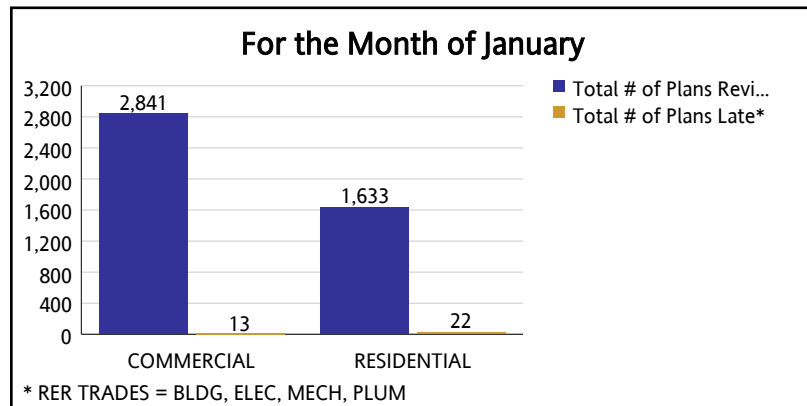
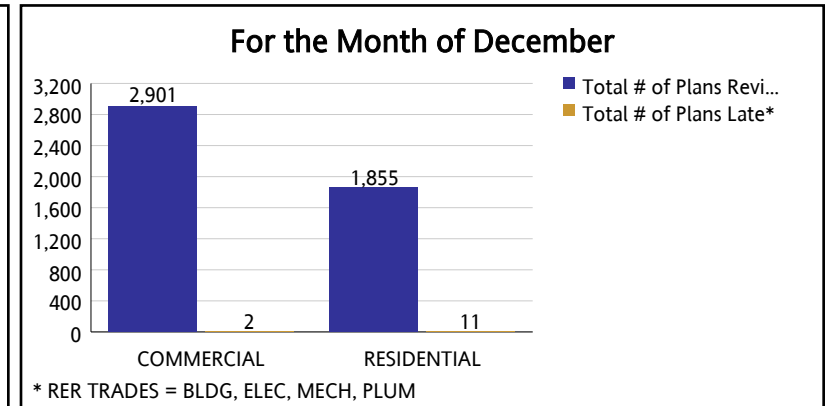
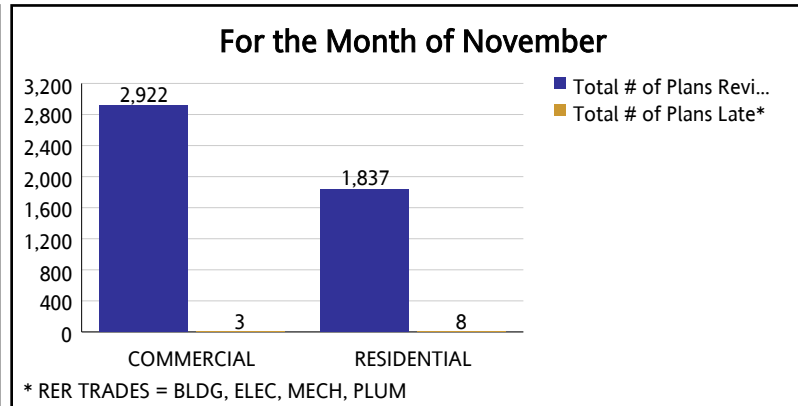
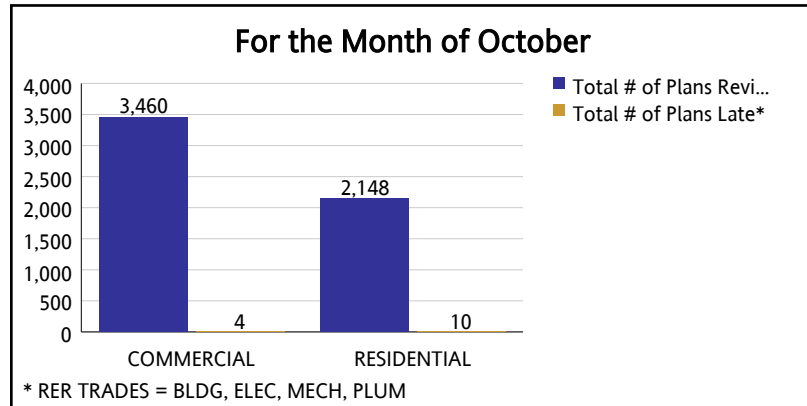
	APR				MAY			
	Total # of Plans Reviewed (RER Trades)	Total # of Plans Late (RER Trades)	Percentage of Plans Completed On Time (RER Plans)	Percentage of Plans Late (RER Plans)	Total # of Plans Reviewed (RER Trades)	Total # of Plans Late (RER Trades)	Percentage of Plans Completed On Time (RER Plans)	Percentage of Plans Late (RER Plans)
COMMERCIAL	3,439	13	99.62%	0.38%	3,524	1	99.97%	0.03%
RESIDENTIAL	2,156	29	98.65%	1.35%	2,331	11	99.53%	0.47%
Total	5,595	42	99.25%	0.75%	5,855	12	99.80%	0.20%

MIAMI-DADE COUNTY
DEPARTMENT OF REGULATORY AND ECONOMIC RESOURCES (RER)

Business Plan

PLANS TRACKING INITIAL REVIEW

From OCTOBER 2018 To SEPTEMBER 2019

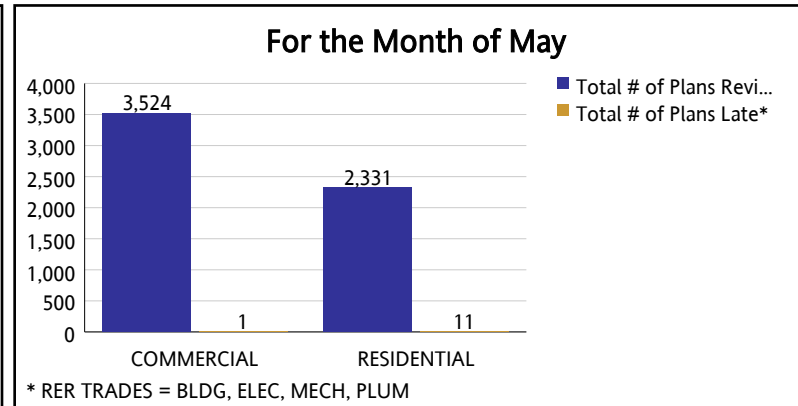
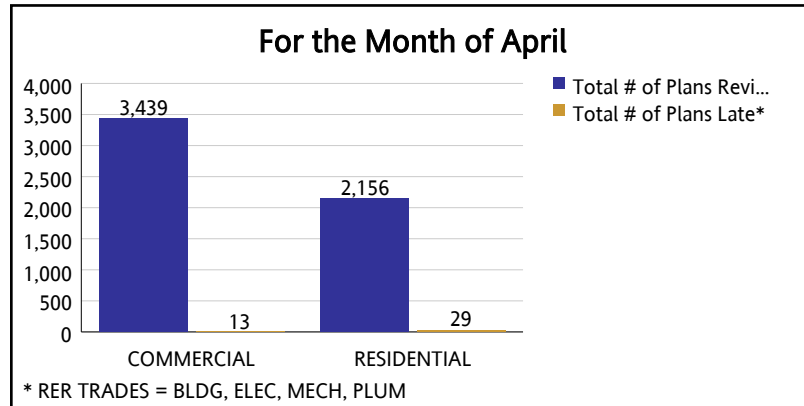


MIAMI-DADE COUNTY
DEPARTMENT OF REGULATORY AND ECONOMIC RESOURCES (RER)

Business Plan

PLANS TRACKING INITIAL REVIEW

From OCTOBER 2018 To SEPTEMBER 2019



MIAMI-DADE COUNTY
DEPARTMENT OF REGULATORY AND ECONOMIC RESOURCES (RER)
Business Plan
PLANS TRACKING INITIAL REVIEW
Fiscal Year to Date Percentage
From OCTOBER 2018 To SEPTEMBER 2019

	2018						2019										FYTD % of Plans on Time	FYTD % of Plans Late
	OCT		NOV		DEC		JAN		FEB		MAR		APR		MAY			
	Percentage of Plans Completed On Time (RER Plans)	Percentage of Plans Late (RER Plans)	Percentage of Plans Completed On Time (RER Plans)	Percentage of Plans Late (RER Plans)	Percentage of Plans Completed On Time (RER Plans)	Percentage of Plans Late (RER Plans)	Percentage of Plans Completed On Time (RER Plans)	Percentage of Plans Late (RER Plans)	Percentage of Plans Completed On Time (RER Plans)	Percentage of Plans Late (RER Plans)	Percentage of Plans Completed On Time (RER Plans)	Percentage of Plans Late (RER Plans)	Percentage of Plans Completed On Time (RER Plans)	Percentage of Plans Late (RER Plans)	Percentage of Plans Completed On Time (RER Plans)	Percentage of Plans Late (RER Plans)		
COMMERCIAL	99.88%	0.12%	99.90%	0.10%	99.93%	0.07%	99.54%	0.46%	99.73%	0.27%	99.74%	0.26%	99.62%	0.38%	99.97%	0.03%	99.79%	0.21%
RESIDENTIAL	99.53%	0.47%	99.56%	0.44%	99.41%	0.59%	98.65%	1.35%	98.59%	1.41%	99.18%	0.82%	98.65%	1.35%	99.53%	0.47%	99.16%	0.84%
Total	99.75%	0.25%	99.77%	0.23%	99.73%	0.27%	99.22%	0.78%	99.30%	0.70%	99.52%	0.48%	99.25%	0.75%	99.80%	0.20%	99.55%	0.45%