

# Miami-Dade County

## DEPARTMENT OF REGULATORY AND ECONOMIC RESOURCES (RER)

### *Total Permits Issued by Trade*

FY: 2018 - 2019

OCTOBER 1st, 2018 TO SEPTEMBER 30th, 2019

TRADE	FIRST QUARTER
	#PERMITS ISSUED
Building	4,475
Electrical	3,103
LPGX	99
Mechanical	1,509
Plumbing	1,976
Roofing	4,033
Sign	202
<b>Total</b>	<b>15,397</b>

TRADE	SECOND QUARTER
	#PERMITS ISSUED
Building	4,673
Electrical	3,300
LPGX	75
Mechanical	1,555
Plumbing	1,939
Roofing	4,099
Sign	184
<b>Total</b>	<b>15,825</b>

TRADE	THIRD QUARTER
	#PERMITS ISSUED
Building	5,542
Electrical	3,578
LPGX	94
Mechanical	1,766
Plumbing	1,798
Roofing	4,001
Sign	220
<b>Total</b>	<b>16,999</b>

TRADE	FOURTH QUARTER
	#PERMITS ISSUED
Building	5,576
Electrical	3,689
LPGX	79
Mechanical	1,977
Plumbing	1,674
Roofing	3,529
Sign	179
<b>Total</b>	<b>16,703</b>

# Miami-Dade County

## DEPARTMENT OF REGULATORY AND ECONOMIC RESOURCES (RER)

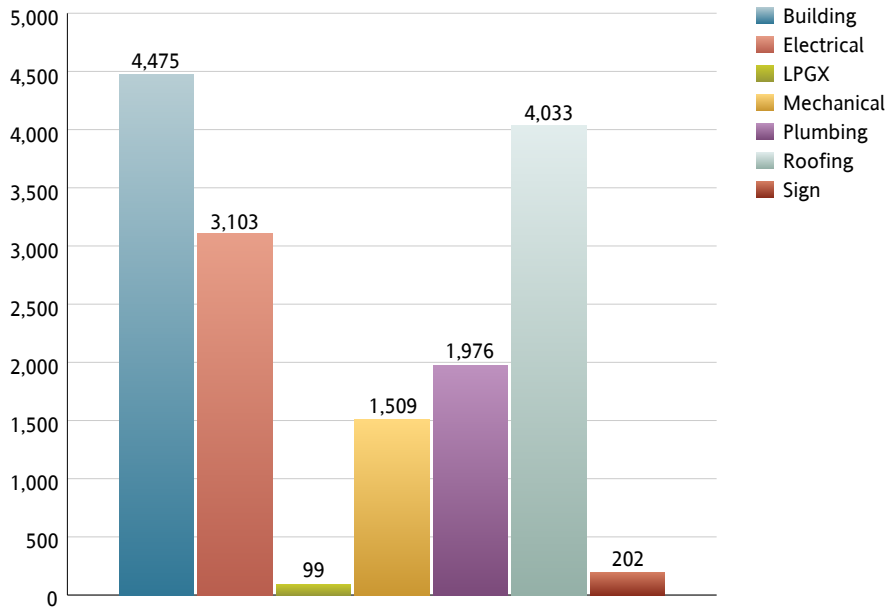
### Total Permits Issued by Trade

FY: 2018 - 2019

OCTOBER 1st, 2018 TO SEPTEMBER 30th, 2019

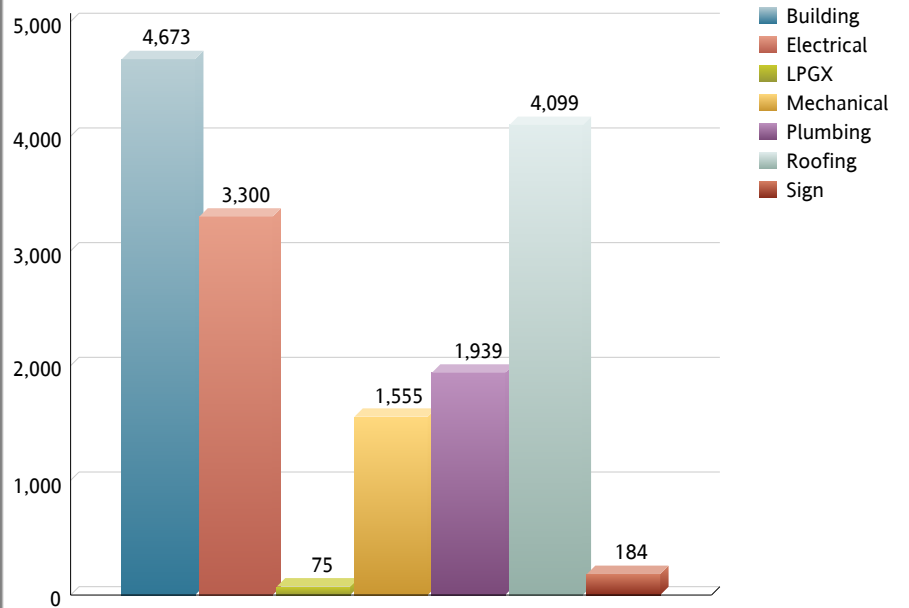
#### Permits Issued - First Quarter

Total: 15,397



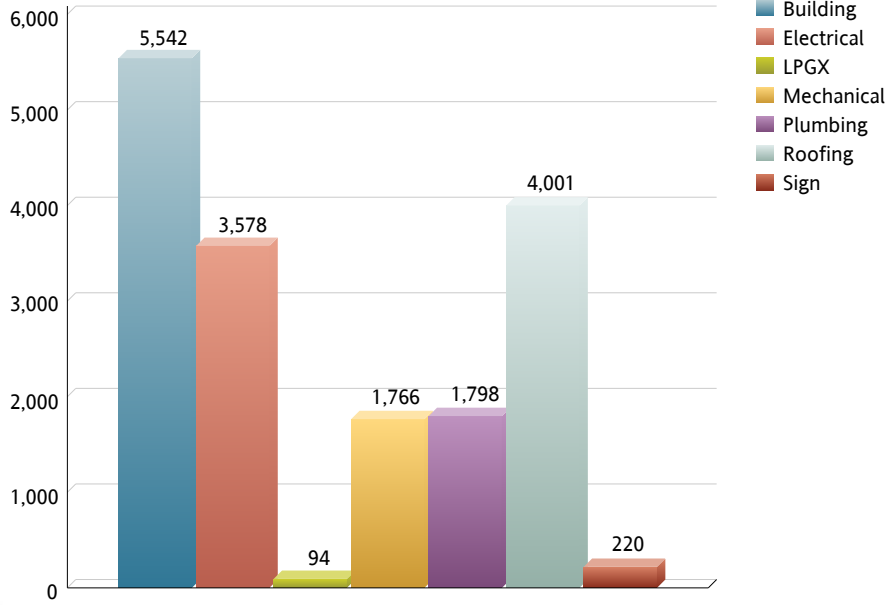
#### Permits Issued - Second Quarter

Total: 15,825



### Permits Issued - Third Quarter

Total: 16,999



### Permits Issued - Fourth Quarter

Total: 16,703

