

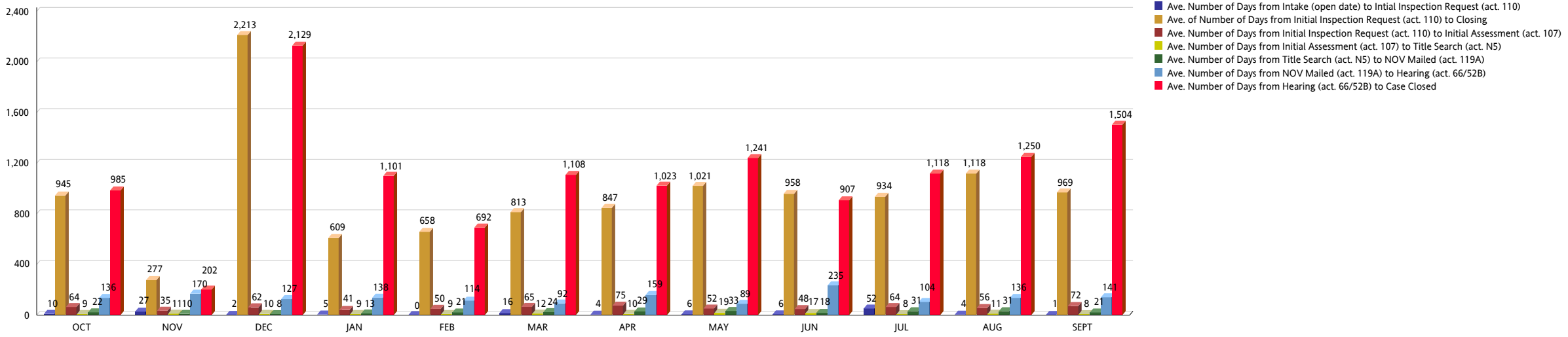
MIAMI-DADE COUNTY
DEPARTMENT OF REGULATORY AND ECONOMIC RESOURCES (RER)
UNSAFE STRUCTURES MEASURES - COMMERCIAL
From OCTOBER 2018 To SEPTEMBER 2019

COMMERCIAL NO INJUNCTION (ALL PROPERTIES)	OCT	NOV	DEC	JAN	FEB	MAR	APR	MAY	JUN	JUL	AUG	SEPT	YTD TOTAL
Ave. Number of Days from Intake (open date) to Intial Inspection Request (act. 110)	10	27	2	5	0	16	4	6	6	52	4	1	
Number of Cases from Intake (open date) to Intial Inspection Request (act. 110)	23	7	77	27	10	17	18	28	39	18	31	63	358
Ave. of Number of Days from Initial Inspection Request (act. 110) to Closing	945	277	2,213	609	658	813	847	1,021	958	934	1,118	969	
Number of Cases from Initial Inspection Request (act. 110) to Closing	23	7	77	27	10	17	18	28	39	18	31	63	358
Ave. Number of Days from Initial Inspection Request (act. 110) to Initial Assessment (act. 107)	64	35	62	41	50	65	75	52	48	64	56	72	
Number of Cases Closed from Initial Inspection Request (act. 110) to Initial Assessment (act. 107)	22	5	75	8	10	11	12	26	35	15	28	35	282
Ave. Number of Days from Initial Assessment (act. 107) to Title Search (act. N5)	9	11	10	9	9	12	10	19	17	8	11	8	
Number of Cases from Initial Assessment (act. 107) to Title Search (act. N5)	19	5	6	6	5	9	11	25	24	12	26	24	172
Ave. Number of Days from Title Search (act. N5) to NOV Mailed (act. 119A)	22	10	8	13	21	24	29	33	18	31	31	21	
Number of Cases from Title Search (act. N5) to NOV Mailed (act. 119A)	19	5	6	6	5	9	10	24	23	12	26	23	168
Ave. Number of Days from NOV Mailed (act. 119A) to Hearing (act. 66/52B)	136	170	127	138	114	92	159	89	235	104	136	141	
Number of Cases from NOV Mailed (act. 119A) to Hearing (act. 66/52B)	13	1	73	5	7	9	10	18	21	11	22	24	214
Ave. Number of Days from Hearing (act. 66/52B) to Case Closed	985	202	2,129	1,101	692	1,108	1,023	1,241	907	1,118	1,250	1,504	
Number of Cases from Hearing (act. 66/52B) to Case Closed	13	1	73	5	7	9	10	18	21	11	22	26	216

	Weighted Average
Ave. Number of Days from Intake (open date) to Intial Inspection Request (act. 110)	7.20
Ave. of Number of Days from Initial Inspection Request (act. 110) to Closing	1,186.12
Ave. Number of Days from Initial Inspection Request (act. 110) to Initial Assessment (act. 107)	59.42
Ave. Number of Days from Initial Assessment (act. 107) to Title Search (act. N5)	11.98
Ave. Number of Days from Title Search (act. N5) to NOV Mailed (act. 119A)	24.24
Ave. Number of Days from NOV Mailed (act. 119A) to Hearing (act. 66/52B)	136.32
Ave. Number of Days from Hearing (act. 66/52B) to Case Closed	1,478.06

MIAMI-DADE COUNTY
DEPARTMENT OF REGULATORY AND ECONOMIC RESOURCES (RER)
UNSAFE STRUCTURES MEASURES - COMMERCIAL
From OCTOBER 2018 To SEPTEMBER 2019

COMMERCIAL / NO INJUNCTION / ALL PROPERTIES



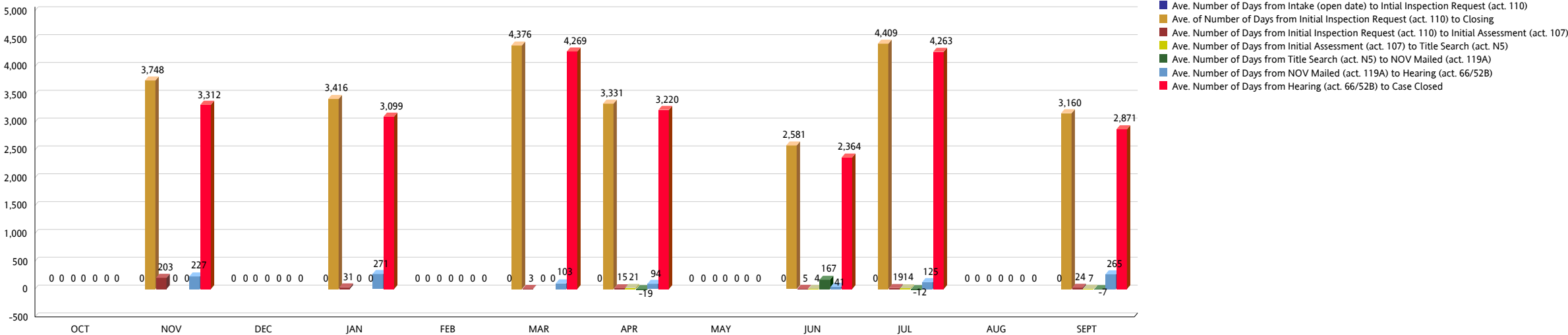
MIAMI-DADE COUNTY
DEPARTMENT OF REGULATORY AND ECONOMIC RESOURCES (RER)
UNSAFE STRUCTURES MEASURES - COMMERCIAL
From OCTOBER 2018 To SEPTEMBER 2019

COMMERCIAL WITH INJUNCTION (ALL PROPERTIES)	OCT	NOV	DEC	JAN	FEB	MAR	APR	MAY	JUN	JUL	AUG	SEPT	YTD TOTAL
Ave. Number of Days from Intake (open date) to Intial Inspection Request (act. 110)	0	0	0	0	0	0	0	0	0	0	0	0	
Number of Cases from Intake (open date) to Intial Inspection Request (act. 110)	0	1	0	1	0	1	1	0	1	1	0	1	7
Ave. of Number of Days from Initial Inspection Request (act. 110) to Closing	0	3,748	0	3,416	0	4,376	3,331	0	2,581	4,409	0	3,160	
Number of Cases from Initial Inspection Request (act. 110) to Closing	0	1	0	1	0	1	1	0	1	1	0	1	7
Ave. Number of Days from Initial Inspection Request (act. 110) to Initial Assessment (act. 107)	0	203	0	31	0	3	15	0	5	19	0	24	
Number of Cases Closed from Initial Inspection Request (act. 110) to Initial Assessment (act. 107)	0	1	0	1	0	1	1	0	1	1	0	1	7
Ave. Number of Days from Initial Assessment (act. 107) to Title Search (act. N5)	0	0	0	0	0	0	21	0	4	14	0	7	
Number of Cases from Initial Assessment (act. 107) to Title Search (act. N5)	0	0	0	0	0	0	1	0	1	1	0	1	4
Ave. Number of Days from Title Search (act. N5) to NOV Mailed (act. 119A)	0	0	0	0	0	0	-19	0	167	-12	0	-7	
Number of Cases from Title Search (act. N5) to NOV Mailed (act. 119A)	0	0	0	0	0	0	1	0	1	1	0	1	4
Ave. Number of Days from NOV Mailed (act. 119A) to Hearing (act. 66/52B)	0	227	0	271	0	103	94	0	41	125	0	265	
Number of Cases from NOV Mailed (act. 119A) to Hearing (act. 66/52B)	0	1	0	1	0	1	1	0	1	1	0	1	7
Ave. Number of Days from Hearing (act. 66/52B) to Case Closed	0	3,312	0	3,099	0	4,269	3,220	0	2,364	4,263	0	2,871	
Number of Cases from Hearing (act. 66/52B) to Case Closed	0	1	0	1	0	1	1	0	1	1	0	1	7

	Weighted Average
Ave. Number of Days from Intake (open date) to Intial Inspection Request (act. 110)	0
Ave. of Number of Days from Initial Inspection Request (act. 110) to Closing	3,574.43
Ave. Number of Days from Initial Inspection Request (act. 110) to Initial Assessment (act. 107)	42.86
Ave. Number of Days from Initial Assessment (act. 107) to Title Search (act. N5)	11.50
Ave. Number of Days from Title Search (act. N5) to NOV Mailed (act. 119A)	32.25
Ave. Number of Days from NOV Mailed (act. 119A) to Hearing (act. 66/52B)	160.86
Ave. Number of Days from Hearing (act. 66/52B) to Case Closed	3,342.57

MIAMI-DADE COUNTY
DEPARTMENT OF REGULATORY AND ECONOMIC RESOURCES (RER)
UNSAFE STRUCTURES MEASURES - COMMERCIAL
From OCTOBER 2018 To SEPTEMBER 2019

COMMERCIAL / WITH INJUNCTION / ALL PROPERTIES



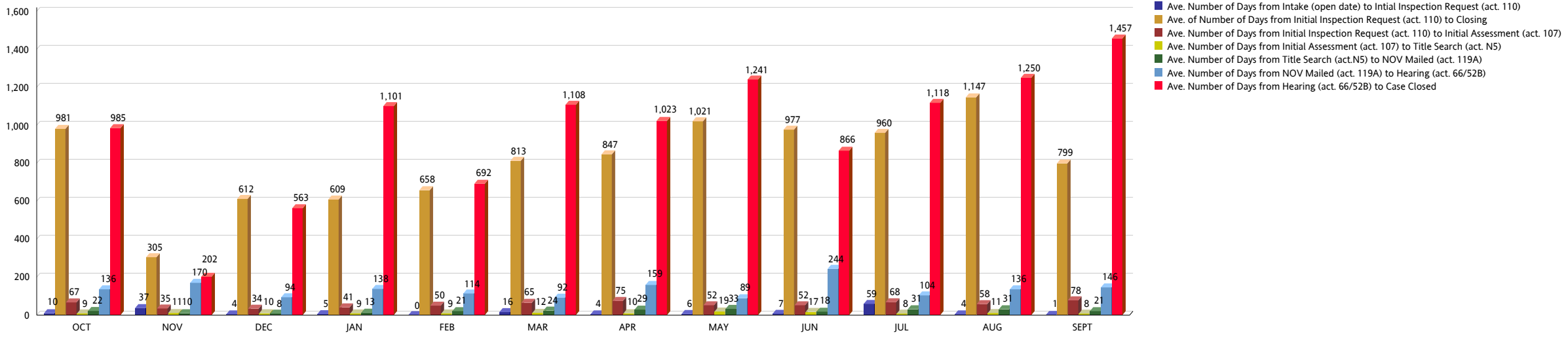
MIAMI-DADE COUNTY
DEPARTMENT OF REGULATORY AND ECONOMIC RESOURCES (RER)
UNSAFE STRUCTURES MEASURES - COMMERCIAL
From OCTOBER 2018 To SEPTEMBER 2019

COMMERCIAL NO INJUNCTION (EXCLUDING COUNTY PROPERTIES)	OCT	NOV	DEC	JAN	FEB	MAR	APR	MAY	JUN	JUL	AUG	SEPT	YTD TOTAL
Ave. Number of Days from Intake (open date) to Intial Inspection Request (act. 110)	10	37	4	5	0	16	4	6	7	59	4	1	
Number of Cases from Intake (open date) to Intial Inspection Request (act. 110)	22	5	24	27	10	17	18	28	35	16	30	58	290
Ave. of Number of Days from Initial Inspection Request (act. 110) to Closing	981	305	612	609	658	813	847	1,021	977	960	1,147	799	
Number of Cases from Initial Inspection Request (act. 110) to Closing	22	5	24	27	10	17	18	28	35	16	30	58	290
Ave. Number of Days from Initial Inspection Request (act. 110) to Initial Assessment (act. 107)	67	35	34	41	50	65	75	52	52	68	58	78	
Number of Cases from Initial Inspection Request (act. 110) to Initial Assessment (act. 107)	21	5	22	8	10	11	12	26	32	13	27	31	218
Ave. Number of Days from Initial Assessment (act. 107) to Title Search (act. N5)	9	11	10	9	9	12	10	19	17	8	11	8	
Number of Cases from Initial Assessment (act. 107) to Title Search (act. N5)	19	5	6	6	5	9	11	25	24	12	26	24	172
Ave. Number of Days from Title Search (act.N5) to NOV Mailed (act. 119A)	22	10	8	13	21	24	29	33	18	31	31	21	
Number of Cases from Title Search (act. N5) to NOV Mailed (act. 119A)	19	5	6	6	5	9	10	24	23	12	26	23	168
Ave. Number of Days from NOV Mailed (act. 119A) to Hearing (act. 66/52B)	136	170	94	138	114	92	159	89	244	104	136	146	
Number of Cases from NOV Mailed (act. 119A) to Hearing (act. 66/52B)	13	1	20	5	7	9	10	18	20	11	22	20	156
Ave. Number of Days from Hearing (act. 66/52B) to Case Closed	985	202	563	1,101	692	1,108	1,023	1,241	866	1,118	1,250	1,457	
Number of Cases from Hearing (act. 66/52B) to Case Closed	13	1	20	5	7	9	10	18	20	11	22	22	158

	Weighted Average
Ave. Number of Days from Intake (open date) to Intial Inspection Request (act. 110)	8.67
Ave. of Number of Days from Initial Inspection Request (act. 110) to Closing	857.86
Ave. Number of Days from Initial Inspection Request (act. 110) to Initial Assessment (act. 107)	58.06
Ave. Number of Days from Initial Assessment (act. 107) to Title Search (act. N5)	11.98
Ave. Number of Days from Title Search (act. N5) to NOV Mailed (act. 119A)	24.24
Ave. Number of Days from NOV Mailed (act. 119A) to Hearing (act. 66/52B)	136.29
Ave. Number of Days from Hearing (act. 66/52B) to Case Closed	1,052.71

MIAMI-DADE COUNTY
DEPARTMENT OF REGULATORY AND ECONOMIC RESOURCES (RER)
UNSAFE STRUCTURES MEASURES - COMMERCIAL
From OCTOBER 2018 To SEPTEMBER 2019

COMMERCIAL / NO INJUNCTION / EXCLUDING COUNTY PROPERTIES



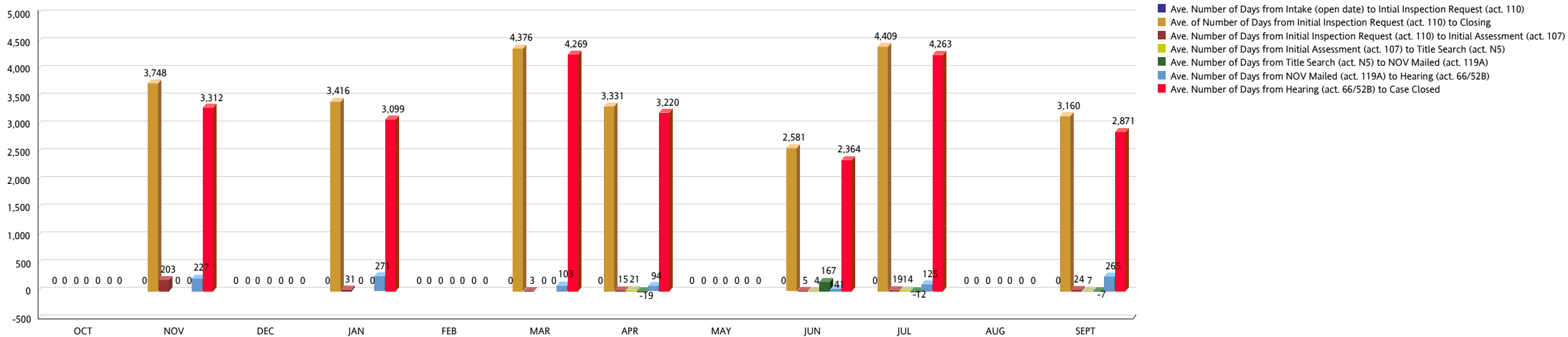
MIAMI-DADE COUNTY
DEPARTMENT OF REGULATORY AND ECONOMIC RESOURCES (RER)
UNSAFE STRUCTURES MEASURES - COMMERCIAL
From OCTOBER 2018 To SEPTEMBER 2019

COMMERCIAL WITH INJUNCTION (EXCLUDING COUNTY PROPERTIES)	OCT	NOV	DEC	JAN	FEB	MAR	APR	MAY	JUN	JUL	AUG	SEPT	YTD TOTAL
Ave. Number of Days from Intake (open date) to Intial Inspection Request (act. 110)	0	0	0	0	0	0	0	0	0	0	0	0	
Number of Cases from Intake (open date) to Intial Inspection Request (act. 110)	0	1	0	1	0	1	1	0	1	1	0	1	7
Ave. of Number of Days from Initial Inspection Request (act. 110) to Closing	0	3,748	0	3,416	0	4,376	3,331	0	2,581	4,409	0	3,160	
Number of Cases from Initial Inspection Request (act. 110) to Closing	0	1	0	1	0	1	1	0	1	1	0	1	7
Ave. Number of Days from Initial Inspection Request (act. 110) to Initial Assessment (act. 107)	0	203	0	31	0	3	15	0	5	19	0	24	
Number of Cases Closed from Initial Inspection Request (act. 110) to Initial Assessment (act. 107)	0	1	0	1	0	1	1	0	1	1	0	1	7
Ave. Number of Days from Initial Assessment (act. 107) to Title Search (act. N5)	0	0	0	0	0	0	21	0	4	14	0	7	
Number of Cases from Initial Assessment (act. 107) to Title Search (act. N5)	0	0	0	0	0	0	1	0	1	1	0	1	4
Ave. Number of Days from Title Search (act. N5) to NOV Mailed (act. 119A)	0	0	0	0	0	0	-19	0	167	-12	0	-7	
Number of Cases from Title Search (act. N5) to NOV Mailed (act. 119A)	0	0	0	0	0	0	1	0	1	1	0	1	4
Ave. Number of Days from NOV Mailed (act. 119A) to Hearing (act. 66/52B)	0	227	0	271	0	103	94	0	41	125	0	265	
Number of Cases from NOV Mailed (act. 119A) to Hearing (act. 66/52B)	0	1	0	1	0	1	1	0	1	1	0	1	7
Ave. Number of Days from Hearing (act. 66/52B) to Case Closed	0	3,312	0	3,099	0	4,269	3,220	0	2,364	4,263	0	2,871	
Number of Cases from Hearing (act. 66/52B) to Case Closed	0	1	0	1	0	1	1	0	1	1	0	1	7

	Weighted Average
Ave. Number of Days from Intake (open date) to Intial Inspection Request (act. 110)	0
Ave. of Number of Days from Initial Inspection Request (act. 110) to Closing	3,574.43
Ave. Number of Days from Initial Inspection Request (act. 110) to Initial Assessment (act. 107)	42.86
Ave. Number of Days from Initial Assessment (act. 107) to Title Search (act. N5)	11.50
Ave. Number of Days from Title Search (act. N5) to NOV Mailed (act. 119A)	32.25
Ave. Number of Days from NOV Mailed (act. 119A) to Hearing (act. 66/52B)	160.86
Ave. Number of Days from Hearing (act. 66/52B) to Case Closed	3,342.57

MIAMI-DADE COUNTY
DEPARTMENT OF REGULATORY AND ECONOMIC RESOURCES (RER)
UNSAFE STRUCTURES MEASURES - COMMERCIAL
From OCTOBER 2018 To SEPTEMBER 2019

COMMERCIAL / WITH INJUNCTION / EXCLUDING COUNTY PROPERTIES



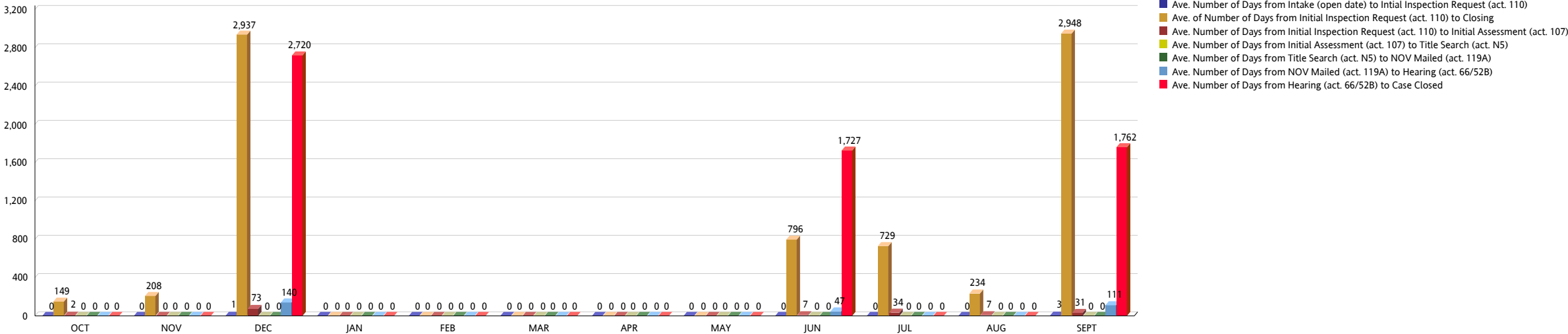
MIAMI-DADE COUNTY
DEPARTMENT OF REGULATORY AND ECONOMIC RESOURCES (RER)
UNSAFE STRUCTURES MEASURES - COMMERCIAL
From OCTOBER 2018 To SEPTEMBER 2019

COMMERCIAL NO INJUNCTION (COUNTY PROPERTIES)	OCT	NOV	DEC	JAN	FEB	MAR	APR	MAY	JUN	JUL	AUG	SEPT	YTD TOTAL
Ave. Number of Days from Intake (open date) to Intial Inspection Request (act. 110)	0	0	1	0	0	0	0	0	0	0	0	3	
Number of Cases from Intake (open date) to Intial Inspection Request (act. 110)	1	2	53	0	0	0	0	0	4	2	1	5	68
Ave. of Number of Days from Initial Inspection Request (act. 110) to Closing	149	208	2,937	0	0	0	0	0	796	729	234	2,948	
Number of Cases from Initial Inspection Request (act. 110) to Closing	1	2	53	0	0	0	0	0	4	2	1	5	68
Ave. Number of Days from Initial Inspection Request (act. 110) to Initial Assessment (act. 107)	2	0	73	0	0	0	0	0	7	34	7	31	
Number of Cases Closed from Initial Inspection Request (act. 110) to Initial Assessment (act. 107)	1	0	53	0	0	0	0	0	3	2	1	4	64
Ave. Number of Days from Initial Assessment (act. 107) to Title Search (act. N5)	0	0	0	0	0	0	0	0	0	0	0	0	
Number of Cases from Initial Assessment (act. 107) to Title Search (act. N5)	0	0	0	0	0	0	0	0	0	0	0	0	0
Ave. Number of Days from Title Search (act. N5) to NOV Mailed (act. 119A)	0	0	0	0	0	0	0	0	0	0	0	0	
Number of Cases from Title Search (act. N5) to NOV Mailed (act. 119A)	0	0	0	0	0	0	0	0	0	0	0	0	0
Ave. Number of Days from NOV Mailed (act. 119A) to Hearing (act. 66/52B)	0	0	140	0	0	0	0	0	47	0	0	111	
Number of Cases from NOV Mailed (act. 119A) to Hearing (act. 66/52B)	0	0	53	0	0	0	0	0	1	0	0	4	58
Ave. Number of Days from Hearing (act. 66/52B) to Case Closed	0	0	2,720	0	0	0	0	0	1,727	0	0	1,762	
Number of Cases from Hearing (act. 66/52B) to Case Closed	0	0	53	0	0	0	0	0	1	0	0	4	58

	Weighted Average
Ave. Number of Days from Intake (open date) to Intial Inspection Request (act. 110)	1.00
Ave. of Number of Days from Initial Inspection Request (act. 110) to Closing	2,585.91
Ave. Number of Days from Initial Inspection Request (act. 110) to Initial Assessment (act. 107)	63.92
Ave. Number of Days from Initial Assessment (act. 107) to Title Search (act. N5)	0
Ave. Number of Days from Title Search (act. N5) to NOV Mailed (act. 119A)	0
Ave. Number of Days from NOV Mailed (act. 119A) to Hearing (act. 66/52B)	136.40
Ave. Number of Days from Hearing (act. 66/52B) to Case Closed	2,636.81

MIAMI-DADE COUNTY
DEPARTMENT OF REGULATORY AND ECONOMIC RESOURCES (RER)
UNSAFE STRUCTURES MEASURES - COMMERCIAL
From OCTOBER 2018 To SEPTEMBER 2019

COMMERCIAL / NO INJUNCTION / COUNTY PROPERTIES



MIAMI-DADE COUNTY
DEPARTMENT OF REGULATORY AND ECONOMIC RESOURCES (RER)
UNSAFE STRUCTURES MEASURES - COMMERCIAL
From OCTOBER 2018 To SEPTEMBER 2019

COMMERCIAL WITH INJUNCTION (COUNTY PROPERTIES)	OCT	NOV	DEC	JAN	FEB	MAR	APR	MAY	JUN	JUL	AUG	SEPT	YTD TOTAL
Ave. Number of Days from Intake (open date) to Intial Inspection Request (act. 110)	0	0	0	0	0	0	0	0	0	0	0	0	
Number of Cases from Intake (open date) to Intial Inspection Request (act. 110)	0	0	0	0	0	0	0	0	0	0	0	0	0
Ave. of Number of Days from Initial Inspection Request (act. 110) to Closing	0	0	0	0	0	0	0	0	0	0	0	0	
Number of Cases from Initial Inspection Request (act. 110) to Closing	0	0	0	0	0	0	0	0	0	0	0	0	0
Ave. Number of Days from Initial Inspection Request (act. 110) to Initial Assessment (act. 107)	0	0	0	0	0	0	0	0	0	0	0	0	
Number of Cases Closed from Initial Inspection Request (act. 110) to Initial Assessment (act. 107)	0	0	0	0	0	0	0	0	0	0	0	0	0
Ave. Number of Days from Initial Assessment (act. 107) to Title Search (act. N5)	0	0	0	0	0	0	0	0	0	0	0	0	
Number of Cases from Initial Assessment (act. 107) to Title Search (act. N5)	0	0	0	0	0	0	0	0	0	0	0	0	0
Ave. Number of Days from Title Search (act. N5) to NOV Mailed (act. 119A)	0	0	0	0	0	0	0	0	0	0	0	0	
Number of Cases from Title Search (act. N5) to NOV Mailed (act. 119A)	0	0	0	0	0	0	0	0	0	0	0	0	0
Ave. Number of Days from NOV Mailed (act. 119A) to Hearing (act. 66/52B)	0	0	0	0	0	0	0	0	0	0	0	0	
Number of Cases from NOV Mailed (act. 119A) to Hearing (act. 66/52B)	0	0	0	0	0	0	0	0	0	0	0	0	0
Ave. Number of Days from Hearing (act. 66/52B) to Case Closed	0	0	0	0	0	0	0	0	0	0	0	0	
Number of Cases from Hearing (act. 66/52B) to Case Closed	0	0	0	0	0	0	0	0	0	0	0	0	0

	Weighted Average
Ave. Number of Days from Intake (open date) to Intial Inspection Request (act. 110)	0
Ave. of Number of Days from Initial Inspection Request (act. 110) to Closing	0
Ave. Number of Days from Initial Inspection Request (act. 110) to Initial Assessment (act. 107)	0
Ave. Number of Days from Initial Assessment (act. 107) to Title Search (act. N5)	0
Ave. Number of Days from Title Search (act. N5) to NOV Mailed (act. 119A)	0
Ave. Number of Days from NOV Mailed (act. 119A) to Hearing (act. 66/52B)	0
Ave. Number of Days from Hearing (act. 66/52B) to Case Closed	0

MIAMI-DADE COUNTY
DEPARTMENT OF REGULATORY AND ECONOMIC RESOURCES (RER)
UNSAFE STRUCTURES MEASURES - COMMERCIAL
From OCTOBER 2018 To SEPTEMBER 2019

COMMERCIAL / WITH INJUNCTION / COUNTY PROPERTIES

