

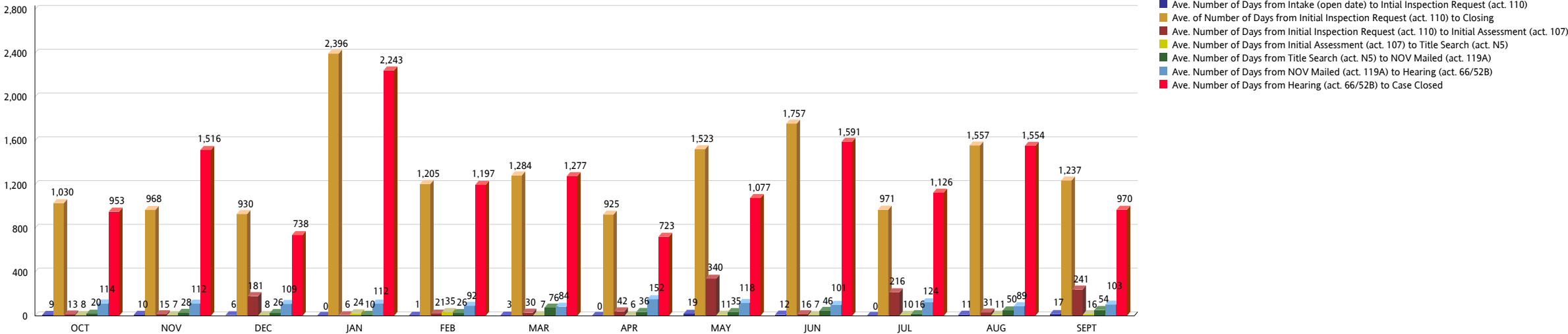
**MIAMI-DADE COUNTY**  
**DEPARTMENT OF REGULATORY AND ECONOMIC RESOURCES (RER)**  
**UNSAFE STRUCTURES MEASURES - RESIDENTIAL**  
**From OCTOBER 2018 To SEPTEMBER 2019**

RESIDENTIAL NO INJUNCTION (ALL PROPERTIES)	OCT	NOV	DEC	JAN	FEB	MAR	APR	MAY	JUN	JUL	AUG	SEPT	YTD TOTAL
Ave. Number of Days from Intake (open date) to Intial Inspection Request (act. 110)	9	10	6	0	1	3	0	19	12	0	11	17	
Number of Cases from Intake (open date) to Intial Inspection Request (act. 110)	14	13	15	2	7	20	10	16	18	16	22	14	167
Ave. of Number of Days from Initial Inspection Request (act. 110) to Closing	1,030	968	930	2,396	1,205	1,284	925	1,523	1,757	971	1,557	1,237	
Number of Cases from Initial Inspection Request (act. 110) to Closing	14	13	15	2	7	20	10	16	18	16	22	14	167
Ave. Number of Days from Initial Inspection Request (act. 110) to Initial Assessment (act. 107)	13	15	181	6	21	30	42	340	16	216	31	241	
Number of Cases Closed from Initial Inspection Request (act. 110) to Initial Assessment (act. 107)	14	13	15	2	7	18	9	16	18	14	19	13	158
Ave. Number of Days from Initial Assessment (act. 107) to Title Search (act. N5)	8	7	8	24	35	7	6	11	7	10	11	16	
Number of Cases from Initial Assessment (act. 107) to Title Search (act. N5)	14	13	15	2	7	18	9	16	18	14	18	12	156
Ave. Number of Days from Title Search (act. N5) to NOV Mailed (act. 119A)	20	28	26	10	26	76	36	35	46	16	50	54	
Number of Cases from Title Search (act. N5) to NOV Mailed (act. 119A)	14	13	15	2	7	18	9	16	18	14	18	12	156
Ave. Number of Days from NOV Mailed (act. 119A) to Hearing (act. 66/52B)	114	112	109	112	92	84	152	118	101	124	89	103	
Number of Cases from NOV Mailed (act. 119A) to Hearing (act. 66/52B)	11	7	12	2	6	14	9	15	16	9	16	12	129
Ave. Number of Days from Hearing (act. 66/52B) to Case Closed	953	1,516	738	2,243	1,197	1,277	723	1,077	1,591	1,126	1,554	970	
Number of Cases from Hearing (act. 66/52B) to Case Closed	11	7	12	2	6	14	9	15	16	9	16	12	129

	Weighted Average
Ave. Number of Days from Intake (open date) to Intial Inspection Request (act. 110)	8.46
Ave. of Number of Days from Initial Inspection Request (act. 110) to Closing	1,270.74
Ave. Number of Days from Initial Inspection Request (act. 110) to Initial Assessment (act. 107)	105.34
Ave. Number of Days from Initial Assessment (act. 107) to Title Search (act. N5)	10.44
Ave. Number of Days from Title Search (act. N5) to NOV Mailed (act. 119A)	39.03
Ave. Number of Days from NOV Mailed (act. 119A) to Hearing (act. 66/52B)	107.19
Ave. Number of Days from Hearing (act. 66/52B) to Case Closed	1,195.76

**MIAMI-DADE COUNTY**  
**DEPARTMENT OF REGULATORY AND ECONOMIC RESOURCES (RER)**  
**UNSAFE STRUCTURES MEASURES - RESIDENTIAL**  
**From OCTOBER 2018 To SEPTEMBER 2019**

**RESIDENTIAL / NO INJUNCTION / ALL PROPERTIES**



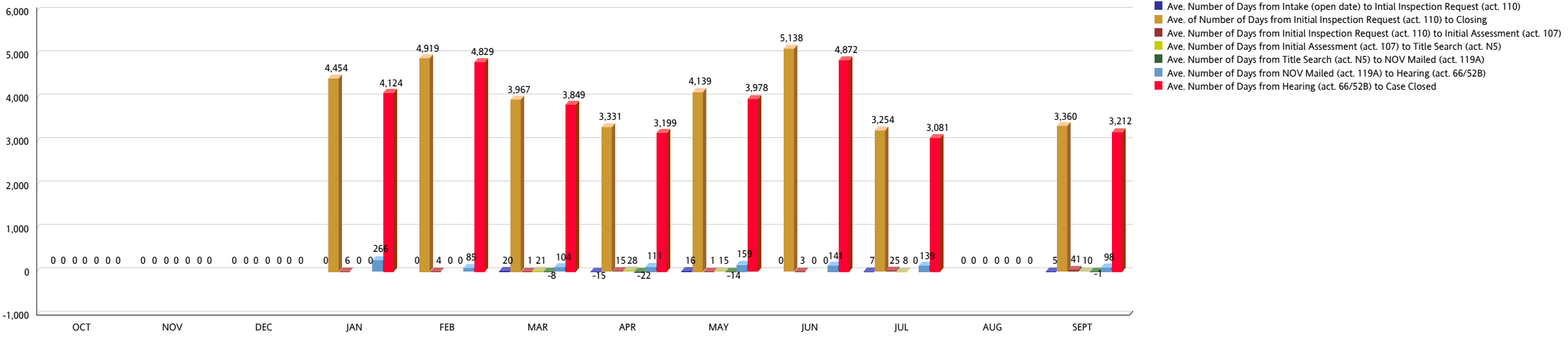
**MIAMI-DADE COUNTY**  
**DEPARTMENT OF REGULATORY AND ECONOMIC RESOURCES (RER)**  
**UNSAFE STRUCTURES MEASURES - RESIDENTIAL**  
**From OCTOBER 2018 To SEPTEMBER 2019**

RESIDENTIAL WITH INJUNCTION (ALL PROPERTIES)	OCT	NOV	DEC	JAN	FEB	MAR	APR	MAY	JUN	JUL	AUG	SEPT	YTD TOTAL
Ave. Number of Days from Intake (open date) to Intial Inspection Request (act. 110)	0	0	0	0	0	20	-15	16	0	7	0	5	
Number of Cases from Intake (open date) to Intial Inspection Request (act. 110)	0	0	0	1	1	1	1	1	2	2	0	3	12
Ave. of Number of Days from Initial Inspection Request (act. 110) to Closing	0	0	0	4,454	4,919	3,967	3,331	4,139	5,138	3,254	0	3,360	
Number of Cases from Initial Inspection Request (act. 110) to Closing	0	0	0	1	1	1	1	1	2	2	0	3	12
Ave. Number of Days from Initial Inspection Request (act. 110) to Initial Assessment (act. 107)	0	0	0	6	4	1	15	1	3	25	0	41	
Number of Cases Closed from Initial Inspection Request (act. 110) to Initial Assessment (act. 107)	0	0	0	1	1	1	1	1	1	2	0	3	11
Ave. Number of Days from Initial Assessment (act. 107) to Title Search (act. N5)	0	0	0	0	0	21	28	15	0	8	0	10	
Number of Cases from Initial Assessment (act. 107) to Title Search (act. N5)	0	0	0	0	0	1	1	1	0	2	0	3	8
Ave. Number of Days from Title Search (act. N5) to NOV Mailed (act. 119A)	0	0	0	0	0	-8	-22	-14	0	0	0	-1	
Number of Cases from Title Search (act. N5) to NOV Mailed (act. 119A)	0	0	0	0	0	1	1	1	0	2	0	3	8
Ave. Number of Days from NOV Mailed (act. 119A) to Hearing (act. 66/52B)	0	0	0	266	85	104	111	159	141	139	0	98	
Number of Cases from NOV Mailed (act. 119A) to Hearing (act. 66/52B)	0	0	0	1	1	1	1	1	1	2	0	3	11
Ave. Number of Days from Hearing (act. 66/52B) to Case Closed	0	0	0	4,124	4,829	3,849	3,199	3,978	4,872	3,081	0	3,212	
Number of Cases from Hearing (act. 66/52B) to Case Closed	0	0	0	1	1	1	1	1	2	2	0	3	12

	Weighted Average
Ave. Number of Days from Intake (open date) to Intial Inspection Request (act. 110)	4.17
Ave. of Number of Days from Initial Inspection Request (act. 110) to Closing	3,972.83
Ave. Number of Days from Initial Inspection Request (act. 110) to Initial Assessment (act. 107)	18.45
Ave. Number of Days from Initial Assessment (act. 107) to Title Search (act. N5)	13.75
Ave. Number of Days from Title Search (act. N5) to NOV Mailed (act. 119A)	-5.88
Ave. Number of Days from NOV Mailed (act. 119A) to Hearing (act. 66/52B)	130.73
Ave. Number of Days from Hearing (act. 66/52B) to Case Closed	3,793.42

**MIAMI-DADE COUNTY**  
**DEPARTMENT OF REGULATORY AND ECONOMIC RESOURCES (RER)**  
**UNSAFE STRUCTURES MEASURES - RESIDENTIAL**  
**From OCTOBER 2018 To SEPTEMBER 2019**

**RESIDENTIAL / WITH INJUNCTION / ALL PROPERTIES**



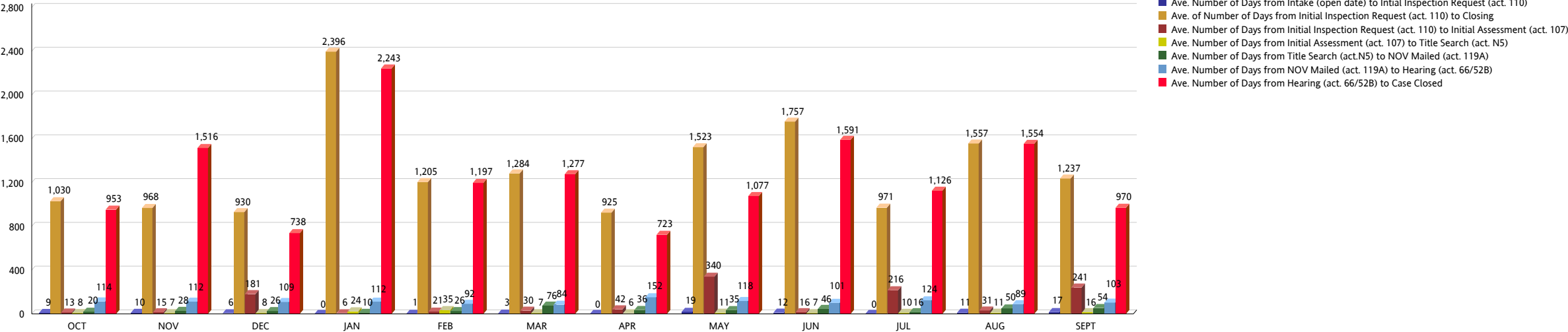
**MIAMI-DADE COUNTY**  
**DEPARTMENT OF REGULATORY AND ECONOMIC RESOURCES (RER)**  
**UNSAFE STRUCTURES MEASURES - RESIDENTIAL**  
**From OCTOBER 2018 To SEPTEMBER 2019**

RESIDENTIAL NO INJUNCTION (EXCLUDING COUNTY PROPERTIES)	OCT	NOV	DEC	JAN	FEB	MAR	APR	MAY	JUN	JUL	AUG	SEPT	YTD TOTAL
Ave. Number of Days from Intake (open date) to Intial Inspection Request (act. 110)	9	10	6	0	1	3	0	19	12	0	11	17	
Number of Cases from Intake (open date) to Intial Inspection Request (act. 110)	14	13	15	2	7	20	10	16	18	16	22	14	167
Ave. of Number of Days from Initial Inspection Request (act. 110) to Closing	1,030	968	930	2,396	1,205	1,284	925	1,523	1,757	971	1,557	1,237	
Number of Cases from Initial Inspection Request (act. 110) to Closing	14	13	15	2	7	20	10	16	18	16	22	14	167
Ave. Number of Days from Initial Inspection Request (act. 110) to Initial Assessment (act. 107)	13	15	181	6	21	30	42	340	16	216	31	241	
Number of Cases from Initial Inspection Request (act. 110) to Initial Assessment (act. 107)	14	13	15	2	7	18	9	16	18	14	19	13	158
Ave. Number of Days from Initial Assessment (act. 107) to Title Search (act. N5)	8	7	8	24	35	7	6	11	7	10	11	16	
Number of Cases from Initial Assessment (act. 107) to Title Search (act. N5)	14	13	15	2	7	18	9	16	18	14	18	12	156
Ave. Number of Days from Title Search (act.N5) to NOV Mailed (act. 119A)	20	28	26	10	26	76	36	35	46	16	50	54	
Number of Cases from Title Search (act. N5) to NOV Mailed (act. 119A)	14	13	15	2	7	18	9	16	18	14	18	12	156
Ave. Number of Days from NOV Mailed (act. 119A) to Hearing (act. 66/52B)	114	112	109	112	92	84	152	118	101	124	89	103	
Number of Cases from NOV Mailed (act. 119A) to Hearing (act. 66/52B)	11	7	12	2	6	14	9	15	16	9	16	12	129
Ave. Number of Days from Hearing (act. 66/52B) to Case Closed	953	1,516	738	2,243	1,197	1,277	723	1,077	1,591	1,126	1,554	970	14,965
Number of Cases from Hearing (act. 66/52B) to Case Closed	11	7	12	2	6	14	9	15	16	9	16	12	129

	Weighted Average
Ave. Number of Days from Intake (open date) to Intial Inspection Request (act. 110)	8.46
Ave. of Number of Days from Initial Inspection Request (act. 110) to Closing	1,270.74
Ave. Number of Days from Initial Inspection Request (act. 110) to Initial Assessment (act. 107)	105.34
Ave. Number of Days from Initial Assessment (act. 107) to Title Search (act. N5)	10.44
Ave. Number of Days from Title Search (act. N5) to NOV Mailed (act. 119A)	39.03
Ave. Number of Days from NOV Mailed (act. 119A) to Hearing (act. 66/52B)	107.19
Ave. Number of Days from Hearing (act. 66/52B) to Case Closed	1,195.76

**MIAMI-DADE COUNTY**  
**DEPARTMENT OF REGULATORY AND ECONOMIC RESOURCES (RER)**  
**UNSAFE STRUCTURES MEASURES - RESIDENTIAL**  
**From OCTOBER 2018 To SEPTEMBER 2019**

**RESIDENTIAL / NO INJUNCTION / EXCLUDING COUNTY PROPERTIES**



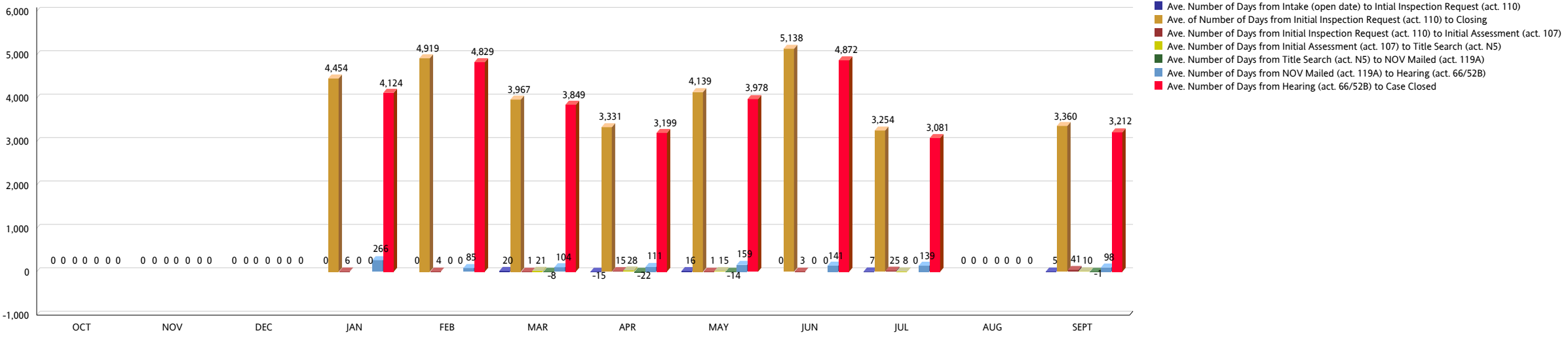
**MIAMI-DADE COUNTY**  
**DEPARTMENT OF REGULATORY AND ECONOMIC RESOURCES (RER)**  
**UNSAFE STRUCTURES MEASURES - RESIDENTIAL**  
**From OCTOBER 2018 To SEPTEMBER 2019**

RESIDENTIAL WITH INJUNCTION (EXCLUDING COUNTY PROPERTIES)	OCT	NOV	DEC	JAN	FEB	MAR	APR	MAY	JUN	JUL	AUG	SEPT	YTD TOTAL
Ave. Number of Days from Intake (open date) to Intial Inspection Request (act. 110)	0	0	0	0	0	20	-15	16	0	7	0	5	
Number of Cases from Intake (open date) to Intial Inspection Request (act. 110)	0	0	0	1	1	1	1	1	2	2	0	3	12
Ave. of Number of Days from Initial Inspection Request (act. 110) to Closing	0	0	0	4,454	4,919	3,967	3,331	4,139	5,138	3,254	0	3,360	
Number of Cases from Initial Inspection Request (act. 110) to Closing	0	0	0	1	1	1	1	1	2	2	0	3	12
Ave. Number of Days from Initial Inspection Request (act. 110) to Initial Assessment (act. 107)	0	0	0	6	4	1	15	1	3	25	0	41	
Number of Cases Closed from Initial Inspection Request (act. 110) to Initial Assessment (act. 107)	0	0	0	1	1	1	1	1	1	2	0	3	11
Ave. Number of Days from Initial Assessment (act. 107) to Title Search (act. N5)	0	0	0	0	0	21	28	15	0	8	0	10	
Number of Cases from Initial Assessment (act. 107) to Title Search (act. N5)	0	0	0	0	0	1	1	1	0	2	0	3	8
Ave. Number of Days from Title Search (act. N5) to NOV Mailed (act. 119A)	0	0	0	0	0	-8	-22	-14	0	0	0	-1	
Number of Cases from Title Search (act. N5) to NOV Mailed (act. 119A)	0	0	0	0	0	1	1	1	0	2	0	3	8
Ave. Number of Days from NOV Mailed (act. 119A) to Hearing (act. 66/52B)	0	0	0	266	85	104	111	159	141	139	0	98	
Number of Cases from NOV Mailed (act. 119A) to Hearing (act. 66/52B)	0	0	0	1	1	1	1	1	1	2	0	3	11
Ave. Number of Days from Hearing (act. 66/52B) to Case Closed	0	0	0	4,124	4,829	3,849	3,199	3,978	4,872	3,081	0	3,212	
Number of Cases from Hearing (act. 66/52B) to Case Closed	0	0	0	1	1	1	1	1	2	2	0	3	12

	Weighted Average
Ave. Number of Days from Intake (open date) to Intial Inspection Request (act. 110)	4.17
Ave. of Number of Days from Initial Inspection Request (act. 110) to Closing	3,972.83
Ave. Number of Days from Initial Inspection Request (act. 110) to Initial Assessment (act. 107)	18.45
Ave. Number of Days from Initial Assessment (act. 107) to Title Search (act. N5)	13.75
Ave. Number of Days from Title Search (act. N5) to NOV Mailed (act. 119A)	-5.88
Ave. Number of Days from NOV Mailed (act. 119A) to Hearing (act. 66/52B)	130.73
Ave. Number of Days from Hearing (act. 66/52B) to Case Closed	3,793.42

**MIAMI-DADE COUNTY**  
**DEPARTMENT OF REGULATORY AND ECONOMIC RESOURCES (RER)**  
**UNSAFE STRUCTURES MEASURES - RESIDENTIAL**  
**From OCTOBER 2018 To SEPTEMBER 2019**

**RESIDENTIAL / WITH INJUNCTION / EXCLUDING COUNTY PROPERTIES**





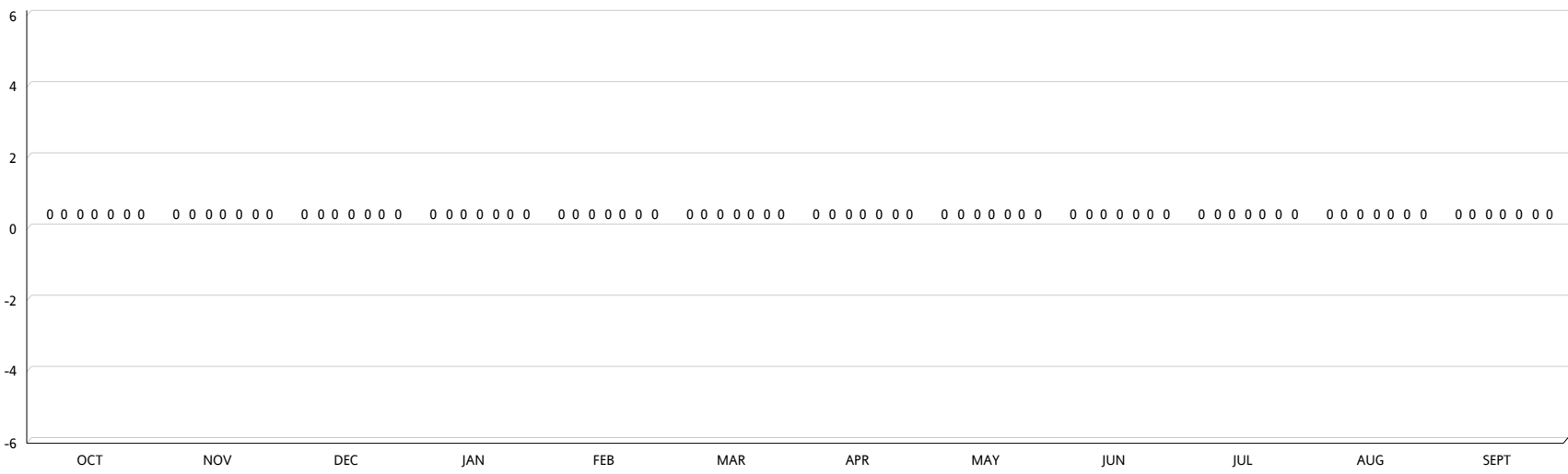
**MIAMI-DADE COUNTY**  
**DEPARTMENT OF REGULATORY AND ECONOMIC RESOURCES (RER)**  
**UNSAFE STRUCTURES MEASURES - RESIDENTIAL**  
**From OCTOBER 2018 To SEPTEMBER 2019**

RESIDENTIAL NO INJUNCTION (COUNTY PROPERTIES)	OCT	NOV	DEC	JAN	FEB	MAR	APR	MAY	JUN	JUL	AUG	SEPT	YTD TOTAL
Ave. Number of Days from Intake (open date) to Intial Inspection Request (act. 110)	0	0	0	0	0	0	0	0	0	0	0	0	
Number of Cases from Intake (open date) to Intial Inspection Request (act. 110)	0	0	0	0	0	0	0	0	0	0	0	0	0
Ave. of Number of Days from Initial Inspection Request (act. 110) to Closing	0	0	0	0	0	0	0	0	0	0	0	0	
Number of Cases from Initial Inspection Request (act. 110) to Closing	0	0	0	0	0	0	0	0	0	0	0	0	0
Ave. Number of Days from Initial Inspection Request (act. 110) to Initial Assessment (act. 107)	0	0	0	0	0	0	0	0	0	0	0	0	
Number of Cases Closed from Initial Inspection Request (act. 110) to Initial Assessment (act. 107)	0	0	0	0	0	0	0	0	0	0	0	0	0
Ave. Number of Days from Initial Assessment (act. 107) to Title Search (act. N5)	0	0	0	0	0	0	0	0	0	0	0	0	
Number of Cases from Initial Assessment (act. 107) to Title Search (act. N5)	0	0	0	0	0	0	0	0	0	0	0	0	0
Ave. Number of Days from Title Search (act. N5) to NOV Mailed (act. 119A)	0	0	0	0	0	0	0	0	0	0	0	0	
Number of Cases from Title Search (act. N5) to NOV Mailed (act. 119A)	0	0	0	0	0	0	0	0	0	0	0	0	0
Ave. Number of Days from NOV Mailed (act. 119A) to Hearing (act. 66/52B)	0	0	0	0	0	0	0	0	0	0	0	0	
Number of Cases from NOV Mailed (act. 119A) to Hearing (act. 66/52B)	0	0	0	0	0	0	0	0	0	0	0	0	0
Ave. Number of Days from Hearing (act. 66/52B) to Case Closed	0	0	0	0	0	0	0	0	0	0	0	0	
Number of Cases from Hearing (act. 66/52B) to Case Closed	0	0	0	0	0	0	0	0	0	0	0	0	0

	Weighted Average
Ave. Number of Days from Intake (open date) to Intial Inspection Request (act. 110)	0
Ave. of Number of Days from Initial Inspection Request (act. 110) to Closing	0
Ave. Number of Days from Initial Inspection Request (act. 110) to Initial Assessment (act. 107)	0
Ave. Number of Days from Initial Assessment (act. 107) to Title Search (act. N5)	0
Ave. Number of Days from Title Search (act. N5) to NOV Mailed (act. 119A)	0
Ave. Number of Days from NOV Mailed (act. 119A) to Hearing (act. 66/52B)	0
Ave. Number of Days from Hearing (act. 66/52B) to Case Closed	0

**MIAMI-DADE COUNTY**  
**DEPARTMENT OF REGULATORY AND ECONOMIC RESOURCES (RER)**  
**UNSAFE STRUCTURES MEASURES - RESIDENTIAL**  
**From OCTOBER 2018 To SEPTEMBER 2019**

**RESIDENTIAL / NO INJUNCTION / COUNTY PROPERTIES**



- Ave. Number of Days from Intake (open date) to Initial Inspection Request (act. 110)
- Ave. of Number of Days from Initial Inspection Request (act. 110) to Closing
- Ave. Number of Days from Initial Inspection Request (act. 110) to Initial Assessment (act. 107)
- Ave. Number of Days from Initial Assessment (act. 107) to Title Search (act. N5)
- Ave. Number of Days from Title Search (act. N5) to NOV Mailed (act. 119A)
- Ave. Number of Days from NOV Mailed (act. 119A) to Hearing (act. 66/52B)
- Ave. Number of Days from Hearing (act. 66/52B) to Case Closed

**MIAMI-DADE COUNTY**  
**DEPARTMENT OF REGULATORY AND ECONOMIC RESOURCES (RER)**  
**UNSAFE STRUCTURES MEASURES - RESIDENTIAL**  
**From OCTOBER 2018 To SEPTEMBER 2019**

RESIDENTIAL WITH INJUNCTION (COUNTY PROPERTIES)	OCT	NOV	DEC	JAN	FEB	MAR	APR	MAY	JUN	JUL	AUG	SEPT	YTD TOTAL
Ave. Number of Days from Intake (open date) to Intial Inspection Request (act. 110)	0	0	0	0	0	0	0	0	0	0	0	0	
Number of Cases from Intake (open date) to Intial Inspection Request (act. 110)	0	0	0	0	0	0	0	0	0	0	0	0	0
Ave. of Number of Days from Initial Inspection Request (act. 110) to Closing	0	0	0	0	0	0	0	0	0	0	0	0	
Number of Cases from Initial Inspection Request (act. 110) to Closing	0	0	0	0	0	0	0	0	0	0	0	0	0
Ave. Number of Days from Initial Inspection Request (act. 110) to Initial Assessment (act. 107)	0	0	0	0	0	0	0	0	0	0	0	0	
Number of Cases Closed from Initial Inspection Request (act. 110) to Initial Assessment (act. 107)	0	0	0	0	0	0	0	0	0	0	0	0	0
Ave. Number of Days from Initial Assessment (act. 107) to Title Search (act. N5)	0	0	0	0	0	0	0	0	0	0	0	0	
Number of Cases from Initial Assessment (act. 107) to Title Search (act. N5)	0	0	0	0	0	0	0	0	0	0	0	0	0
Ave. Number of Days from Title Search (act. N5) to NOV Mailed (act. 119A)	0	0	0	0	0	0	0	0	0	0	0	0	
Number of Cases from Title Search (act. N5) to NOV Mailed (act. 119A)	0	0	0	0	0	0	0	0	0	0	0	0	0
Ave. Number of Days from NOV Mailed (act. 119A) to Hearing (act. 66/52B)	0	0	0	0	0	0	0	0	0	0	0	0	
Number of Cases from NOV Mailed (act. 119A) to Hearing (act. 66/52B)	0	0	0	0	0	0	0	0	0	0	0	0	0
Ave. Number of Days from Hearing (act. 66/52B) to Case Closed	0	0	0	0	0	0	0	0	0	0	0	0	
Number of Cases from Hearing (act. 66/52B) to Case Closed	0	0	0	0	0	0	0	0	0	0	0	0	0

	Weighted Average
Ave. Number of Days from Intake (open date) to Intial Inspection Request (act. 110)	0
Ave. of Number of Days from Initial Inspection Request (act. 110) to Closing	0
Ave. Number of Days from Initial Inspection Request (act. 110) to Initial Assessment (act. 107)	0
Ave. Number of Days from Initial Assessment (act. 107) to Title Search (act. N5)	0
Ave. Number of Days from Title Search (act. N5) to NOV Mailed (act. 119A)	0
Ave. Number of Days from NOV Mailed (act. 119A) to Hearing (act. 66/52B)	0
Ave. Number of Days from Hearing (act. 66/52B) to Case Closed	0

**MIAMI-DADE COUNTY**  
**DEPARTMENT OF REGULATORY AND ECONOMIC RESOURCES (RER)**  
**UNSAFE STRUCTURES MEASURES - RESIDENTIAL**  
**From OCTOBER 2018 To SEPTEMBER 2019**

**RESIDENTIAL / WITH INJUNCTION / COUNTY PROPERTIES**

