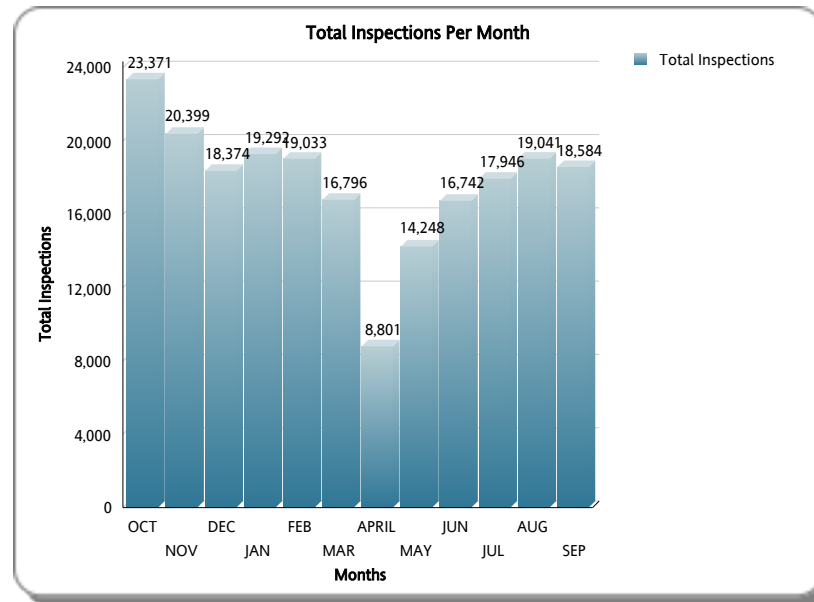


MIAMI-DADE COUNTY
DEPARTMENT OF REGULATORY AND ECONOMIC RESOURCES (RER)
Annual Inspections
FY: 2019/2020
From OCTOBER 1st, 2019 To SEPTEMBER 30th, 2020

Trade	OCT	NOV	DEC	JAN	FEB	MAR	APRIL	MAY	JUN	JUL	AUG	SEP	Total YTD	EOY Proj*
BOILER	155	143	186	279	233	164	67	227	231	249	145	86	2,165	2,165.0
BUILDING *	6,991	6,096	5,581	5,564	5,733	5,113	2,566	4,075	4,834	5,066	5,559	5,677	62,855	62,855.0
ELECTRICAL	4,943	4,275	4,102	4,186	4,035	3,462	1,884	2,976	3,507	3,693	4,100	3,951	45,114	45,114.0
LPGX	10	6	9	7	7	3	2	10	2	6	5	5	72	72.0
MECHANICAL	1,521	1,369	1,234	1,217	1,197	977	529	986	976	1,105	1,417	1,253	13,781	13,781.0
PLUMBING	3,020	2,666	2,393	2,394	2,265	1,987	1,329	1,895	2,006	2,056	2,269	2,186	26,466	26,466.0
ROOFING	6,532	5,625	4,713	5,432	5,322	4,889	2,421	3,978	5,114	5,667	5,434	5,346	60,473	60,473.0
SIGN	199	219	156	213	241	201	3	101	72	104	112	80	1,701	1,701.0
Total	23,371	20,399	18,374	19,292	19,033	16,796	8,801	14,248	16,742	17,946	19,041	18,584	212,627	212,627.0



* Includes Zoning Inspections

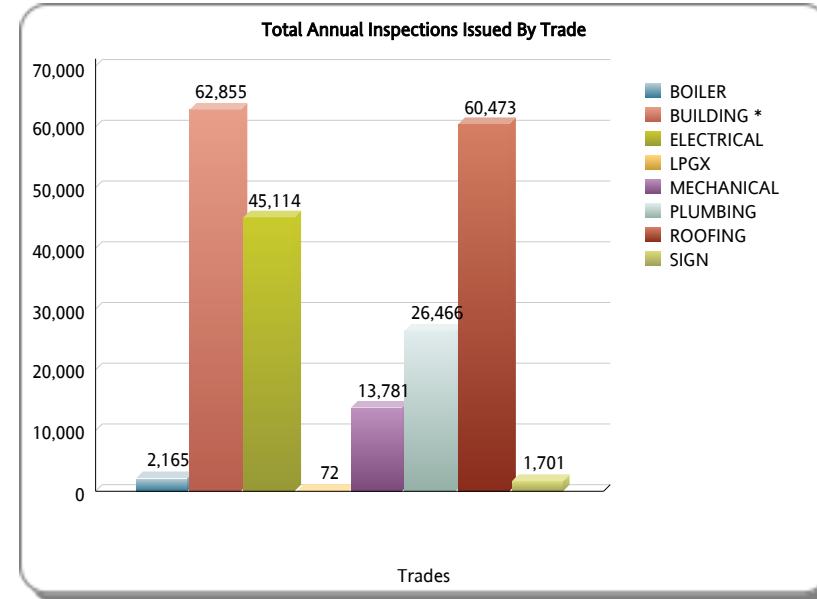
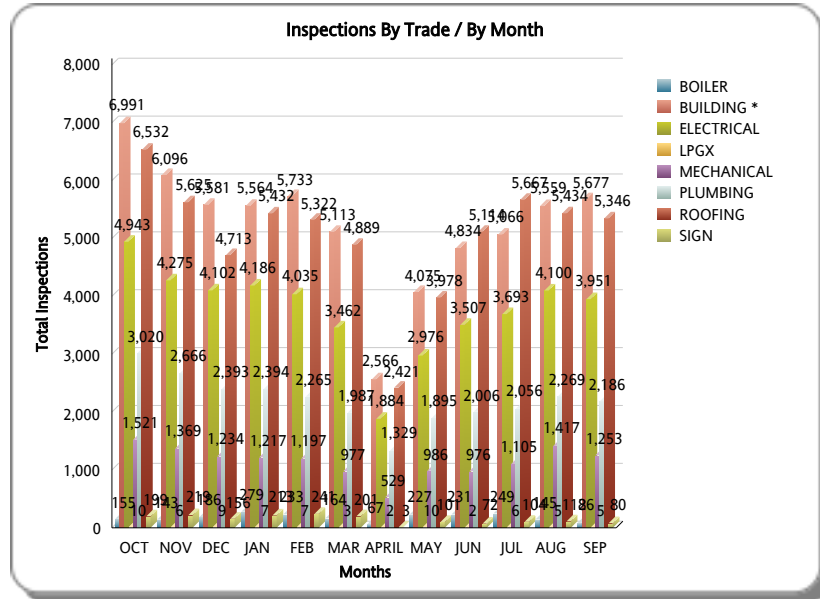
MIAMI-DADE COUNTY

DEPARTMENT OF REGULATORY AND ECONOMIC RESOURCES (RER)

Annual Inspections

FY: 2019/2020

From OCTOBER 1st, 2019 To SEPTEMBER 30th, 2020



* Includes Zoning Inspections
Oct 8, 2020