

Miami-Dade County

DEPARTMENT OF REGULATORY AND ECONOMIC RESOURCES (RER)

Total Permits Issued by Trade

FY: 2019 - 2020

OCTOBER 1st, 2019 TO SEPTEMBER 30th, 2020

TRADE	FIRST QUARTER
	#PERMITS ISSUED
Building	4,878
Electrical	3,470
LPGX	70
Mechanical	1,626
Plumbing	1,652
Roofing	3,336
Sign	172
Total	15,204

TRADE	SECOND QUARTER
	#PERMITS ISSUED
Building	4,405
Electrical	3,239
LPGX	68
Mechanical	1,471
Plumbing	1,433
Roofing	3,467
Sign	211
Total	14,294

TRADE	THIRD QUARTER
	#PERMITS ISSUED
Building	4,241
Electrical	2,377
LPGX	66
Mechanical	1,168
Plumbing	1,168
Roofing	3,179
Sign	125
Total	12,324

TRADE	FOURTH QUARTER
	#PERMITS ISSUED
Building	6,041
Electrical	3,358
LPGX	106
Mechanical	1,540
Plumbing	1,622
Roofing	3,771
Sign	268
Total	16,706

Miami-Dade County

DEPARTMENT OF REGULATORY AND ECONOMIC RESOURCES (RER)

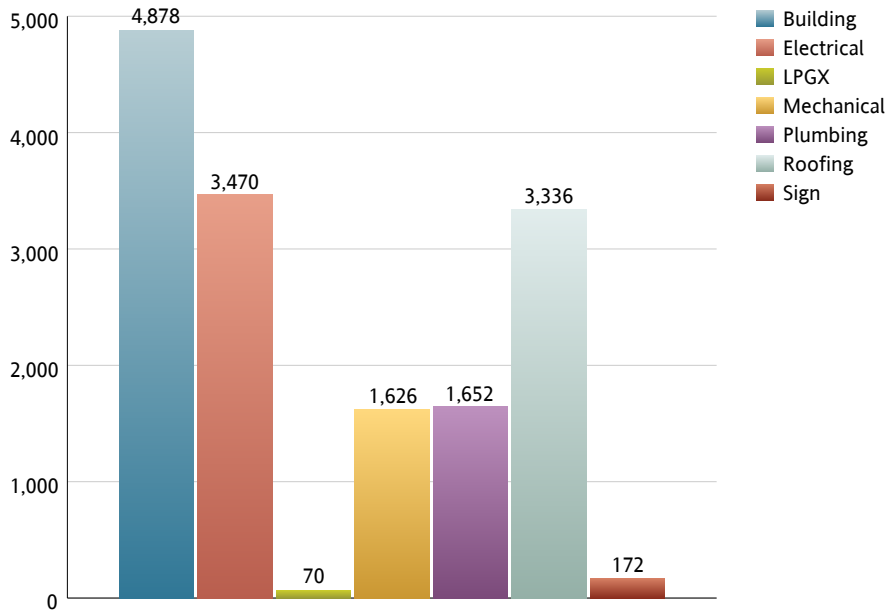
Total Permits Issued by Trade

FY: 2019 - 2020

OCTOBER 1st, 2019 TO SEPTEMBER 30th, 2020

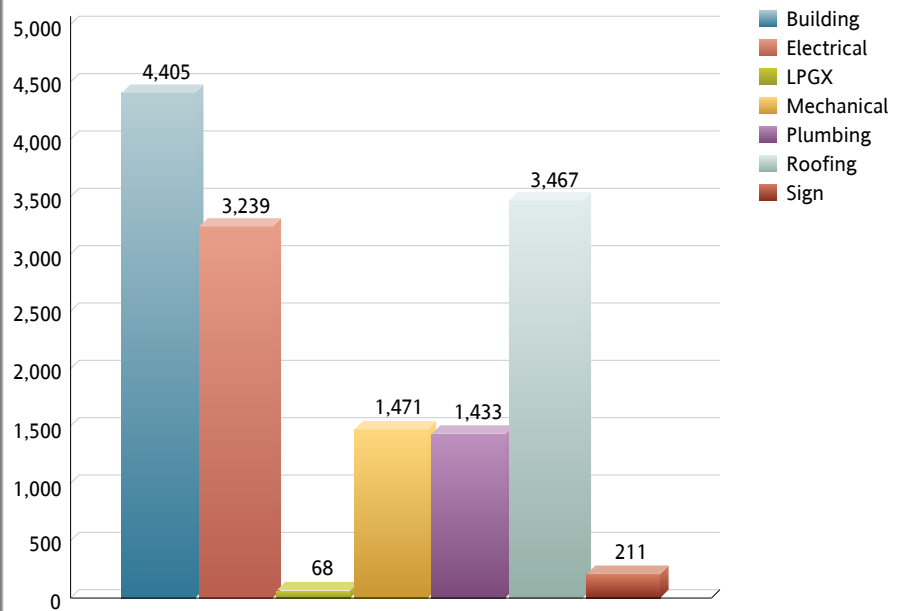
Permits Issued - First Quarter

Total: 15,204



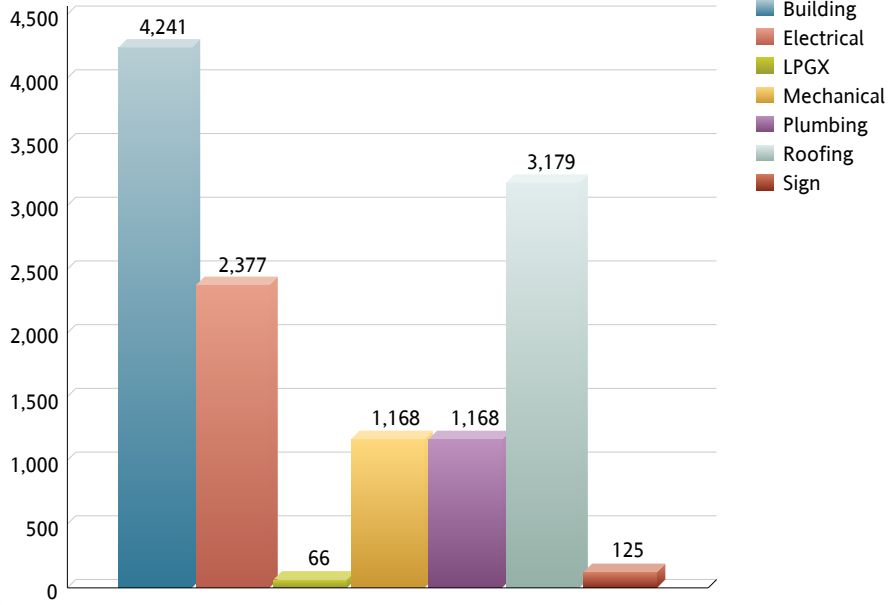
Permits Issued - Second Quarter

Total: 14,294



Permits Issued - Third Quarter

Total: 12,324



Permits Issued - Fourth Quarter

Total: 16,706

