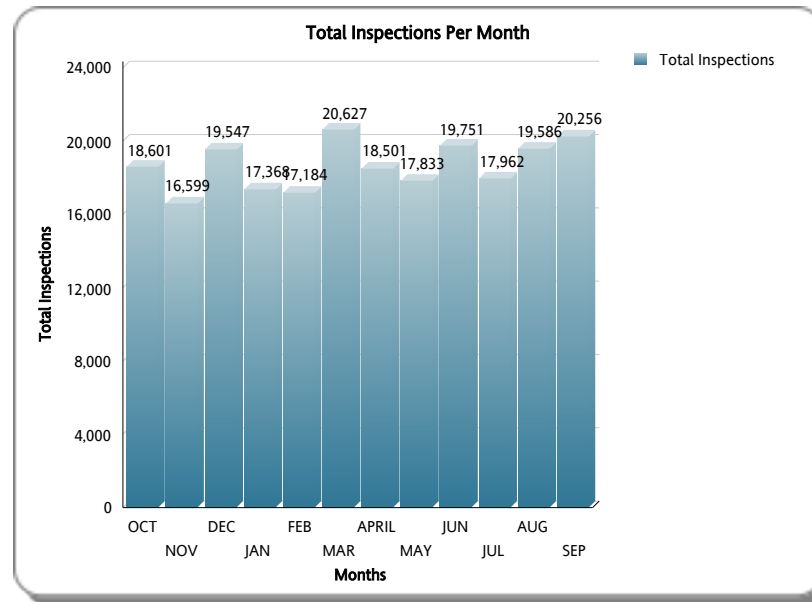


**MIAMI-DADE COUNTY**  
**DEPARTMENT OF REGULATORY AND ECONOMIC RESOURCES (RER)**  
*Annual Inspections*  
**FY: 2020/2021**  
**From OCTOBER 1st, 2020 To SEPTEMBER 30th, 2021**

Trade	OCT	NOV	DEC	JAN	FEB	MAR	APRIL	MAY	JUN	JUL	AUG	SEP	Total YTD	EOY Proj*
BOILER	157	200	142	179	252	178	174	113	186	242	223	123	2,169	2,169.0
BUILDING *	5,724	4,948	5,629	4,968	5,177	5,913	5,513	5,404	6,481	5,696	6,194	6,564	68,211	68,211.0
ELECTRICAL	3,842	3,357	3,912	3,790	3,681	4,353	4,042	3,771	4,192	4,060	4,187	4,306	47,493	47,493.0
LPGX	6	6	6	5	8	12	6	5	10	9	7	8	88	88.0
MECHANICAL	1,241	1,078	1,365	1,124	1,018	1,225	1,122	1,114	1,057	973	1,069	1,088	13,474	13,474.0
PLUMBING	2,262	1,949	2,269	2,043	2,169	2,427	2,173	2,060	2,350	2,130	2,338	2,429	26,599	26,599.0
ROOFING	5,244	4,867	6,065	5,038	4,695	6,213	5,322	5,150	5,243	4,745	5,408	5,555	63,545	63,545.0
SIGN	125	194	159	221	184	306	149	216	232	107	160	183	2,236	2,236.0
<b>Total</b>	<b>18,601</b>	<b>16,599</b>	<b>19,547</b>	<b>17,368</b>	<b>17,184</b>	<b>20,627</b>	<b>18,501</b>	<b>17,833</b>	<b>19,751</b>	<b>17,962</b>	<b>19,586</b>	<b>20,256</b>	<b>223,815</b>	<b>223,815.0</b>



\* Includes Zoning Inspections

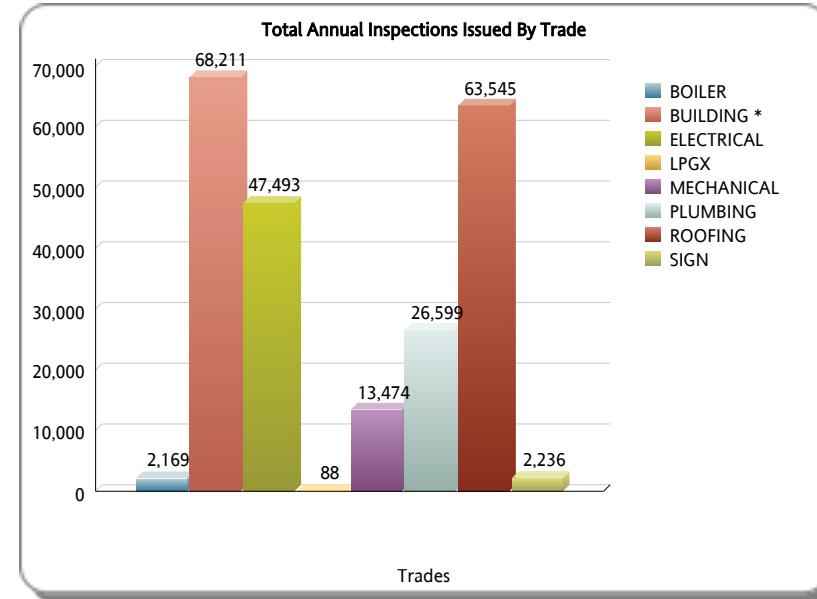
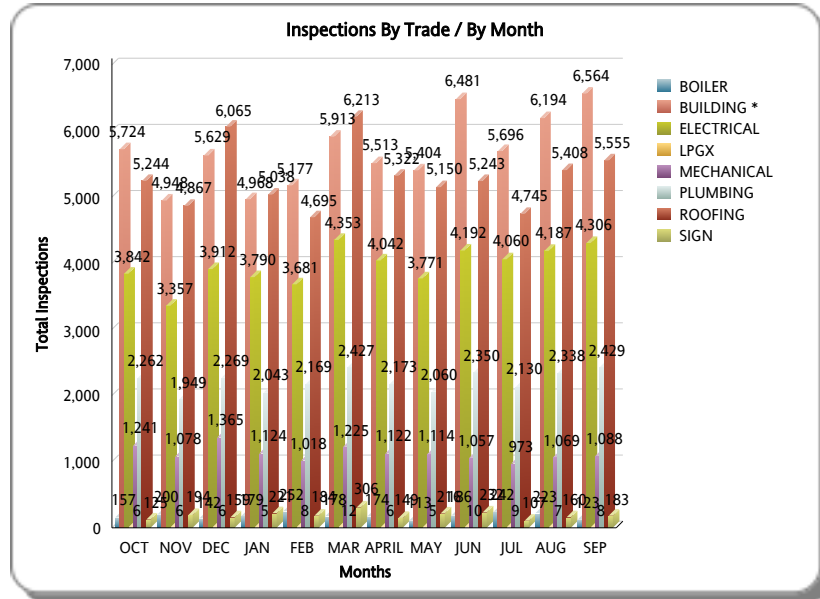
# MIAMI-DADE COUNTY

## DEPARTMENT OF REGULATORY AND ECONOMIC RESOURCES (RER)

### Annual Inspections

FY: 2020/2021

From OCTOBER 1st, 2020 To SEPTEMBER 30th, 2021



\* Includes Zoning Inspections  
Oct 8, 2021