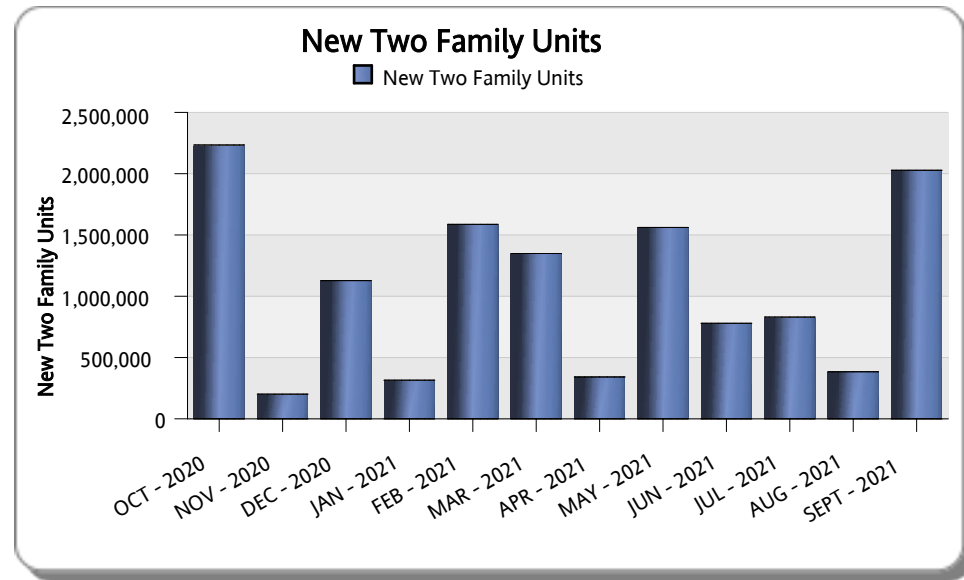
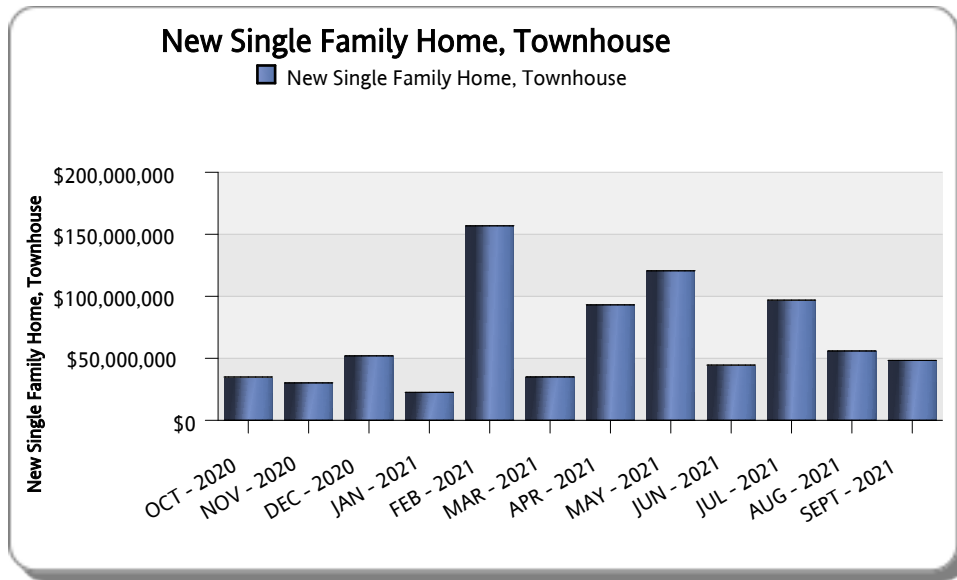


MIAMI-DADE COUNTY
DEPARTMENT OF REGULATORY AND ECONOMIC RESOURCES (RER)
Estimated Value of Construction for New, Single and Multi Family Homes

FY: 2020/2021

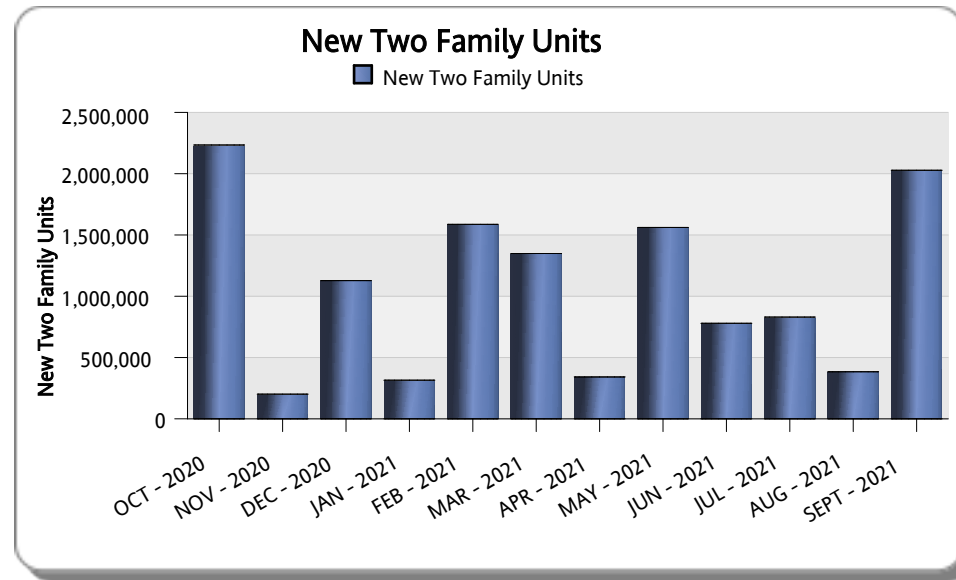
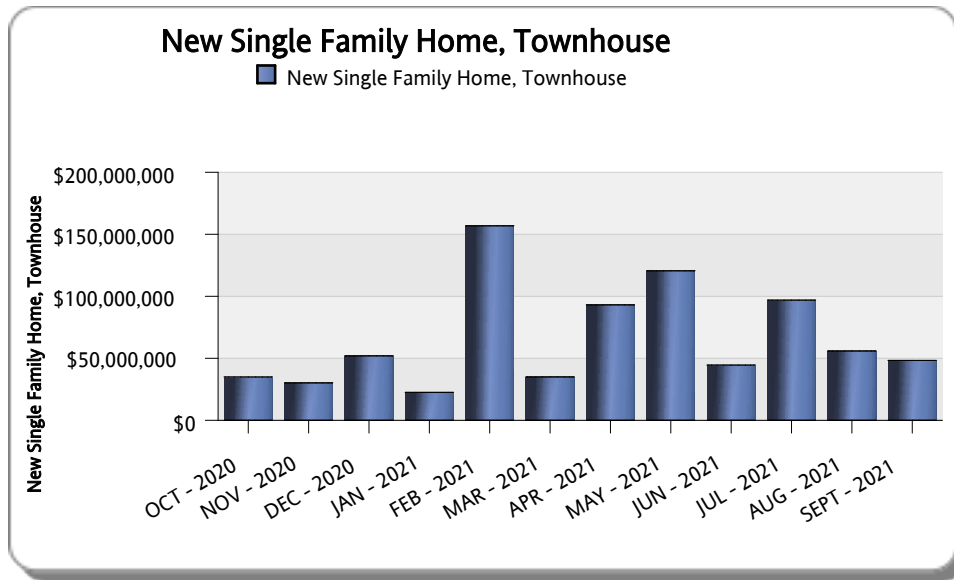
	OCT - 2020			NOV - 2020			DEC - 2020			JAN - 2021			FEB - 2021			MAR - 2021			APR - 2021			MAY - 2021			JUN - 2021			JUL - 2021			AUG - 2021		
	# of BLDG	Est. Cost	# Units	# of BLDG	Est. Cost	# Units	# of BLDG	Est. Cost	# Units	# of BLDG	Est. Cost	# Units	# of BLDG	Est. Cost	# Units	# of BLDG	Est. Cost	# Units	# of BLDG	Est. Cost	# Units	# of BLDG	Est. Cost	# Units	# of BLDG	Est. Cost	# Units	# of BLDG	Est. Cost	# Units			
New Single Family Home, Townhouse	91	\$19,199,319	91	61	\$21,529,186	61	118	\$49,131,953	118	52	\$17,893,914	52	75	\$155,047,374	75	81	\$30,872,956	81	108	\$49,305,482	108	116	\$53,619,619	116	100	\$43,441,185	100	63	\$27,198,293	63	101	\$25,445,366	
New Two Family Units	3	\$2,233,809	6	2	\$201,060	4	9	\$1,127,655	18	2	\$315,117	4	6	\$1,586,641	12	4	\$1,348,795	8	3	\$341,550	6	6	\$1,561,401	12	2	\$779,386	4	6	\$829,845	12	3	\$383,985	
New Apartment Buildings 3 or 4 Units	1	\$10,459,750	133	4	\$7,973,415	96	0	\$0	0	0	\$0	0	0	\$0	0	0	\$0	0	2	\$1,698,025	22	6	\$22,952,821	300	0	\$0	0	0	\$0	0	6	\$1,433,170	
New Apartment Buildings 5 or more Units	1	\$3,000,000	5	2	\$486,425	10	6	\$1,742,966	40	4	\$4,322,000	30	3	\$200,655	15	5	\$2,789,576	35	10	\$41,769,215	485	12	\$42,424,914	523	1	\$296,006	5	3	\$68,874,434	26	6	\$28,663,010	
Total Per Month	96	\$34,892,878	235	69	\$30,190,086	171	133	\$52,002,574	176	58	\$22,531,031	86	84	\$156,834,670	102	90	\$35,011,327	124	123	\$93,114,272	621	140	\$120,558,755	951	103	\$44,516,577	109	72	\$96,902,572	101	116	\$55,925,531	



MIAMI-DADE COUNTY
DEPARTMENT OF REGULATORY AND ECONOMIC RESOURCES (RER)
Estimated Value of Construction for New, Single and Multi Family Homes

FY: 2020/2021

	SEPT - 2021				YTD Est. Cost Total
	# Units	# of BLDG	Est. Cost	# Units	
New Single Family Home, Townhouse	101	97	\$34,038,615	97	\$526,723,262
New Two Family Units	6	7	\$2,027,711	14	\$12,736,955
New Apartment Buildings 3 or 4 Units	29	0	\$0	0	\$44,517,181
New Apartment Buildings 5 or more Units	349	2	\$12,224,315	155	\$206,793,516
Total Per Month	485	106	\$48,290,641	266	790,770,914



MIAMI-DADE COUNTY
DEPARTMENT OF REGULATORY AND ECONOMIC RESOURCES (RER)
Estimated Value of Construction for New, Single and Multi Family Homes

FY: 2020/2021

