

Miami-Dade County

DEPARTMENT OF REGULATORY AND ECONOMIC RESOURCES (RER)

Total Permits Issued by Trade

FY: 2020 - 2021

OCTOBER 1st, 2020 TO SEPTEMBER 30th, 2021

TRADE	FIRST QUARTER
	#PERMITS ISSUED
Building	5,290
Electrical	3,195
LPGX	84
Mechanical	1,336
Plumbing	1,525
Roofing	3,552
Sign	255
Total	15,237

TRADE	SECOND QUARTER
	#PERMITS ISSUED
Building	5,055
Electrical	3,259
LPGX	81
Mechanical	1,346
Plumbing	1,621
Roofing	3,592
Sign	227
Total	15,181

TRADE	THIRD QUARTER
	#PERMITS ISSUED
Building	6,557
Electrical	3,583
LPGX	95
Mechanical	1,496
Plumbing	1,800
Roofing	3,869
Sign	226
Total	17,626

TRADE	FOURTH QUARTER
	#PERMITS ISSUED
Building	6,177
Electrical	3,572
LPGX	79
Mechanical	1,453
Plumbing	1,716
Roofing	3,376
Sign	206
Total	16,579

Miami-Dade County

DEPARTMENT OF REGULATORY AND ECONOMIC RESOURCES (RER)

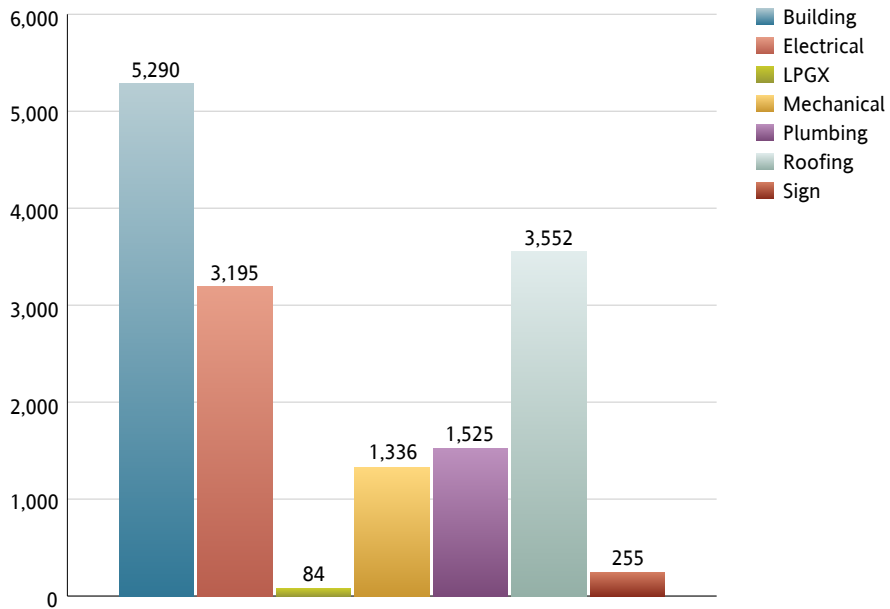
Total Permits Issued by Trade

FY: 2020 - 2021

OCTOBER 1st, 2020 TO SEPTEMBER 30th, 2021

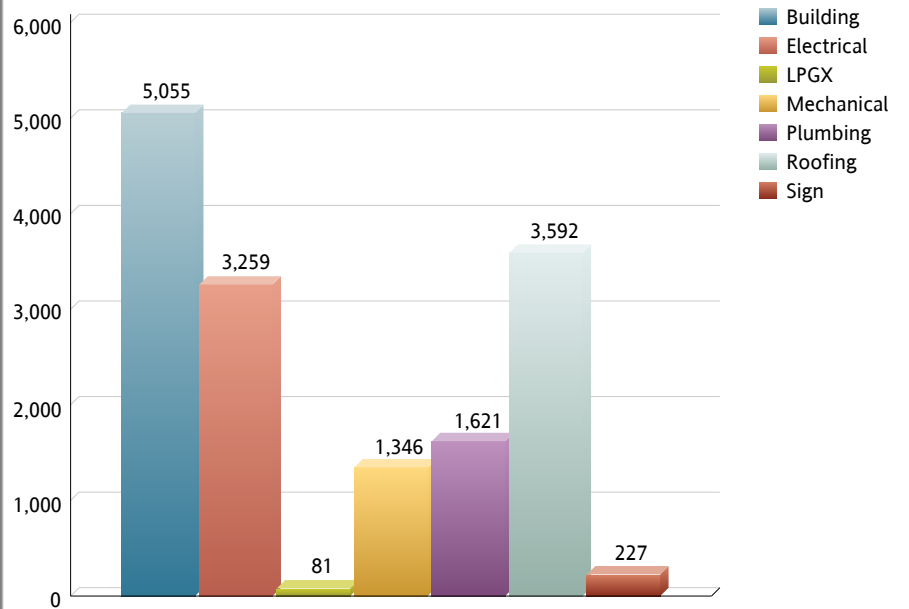
Permits Issued - First Quarter

Total: 15,237



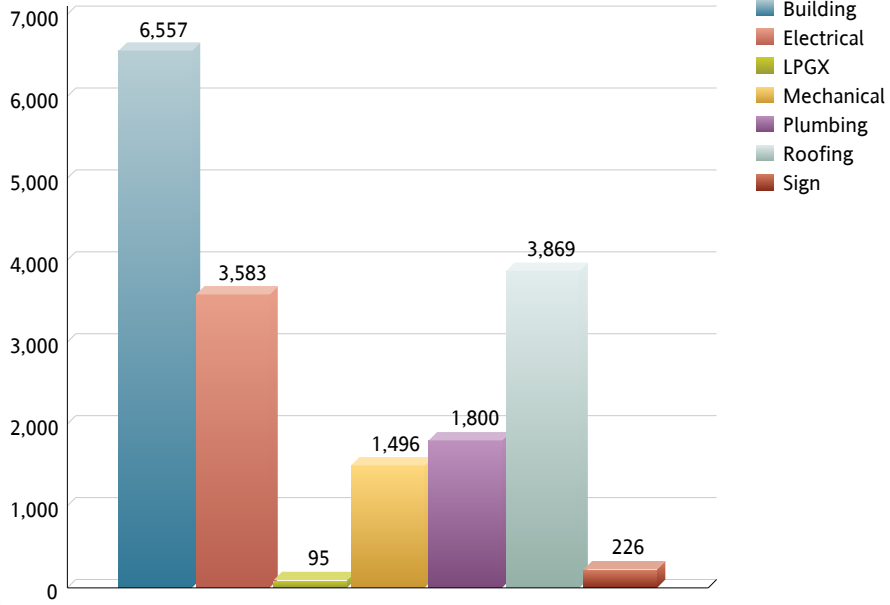
Permits Issued - Second Quarter

Total: 15,181



Permits Issued - Third Quarter

Total: 17,626



Permits Issued - Fourth Quarter

Total: 16,579

