

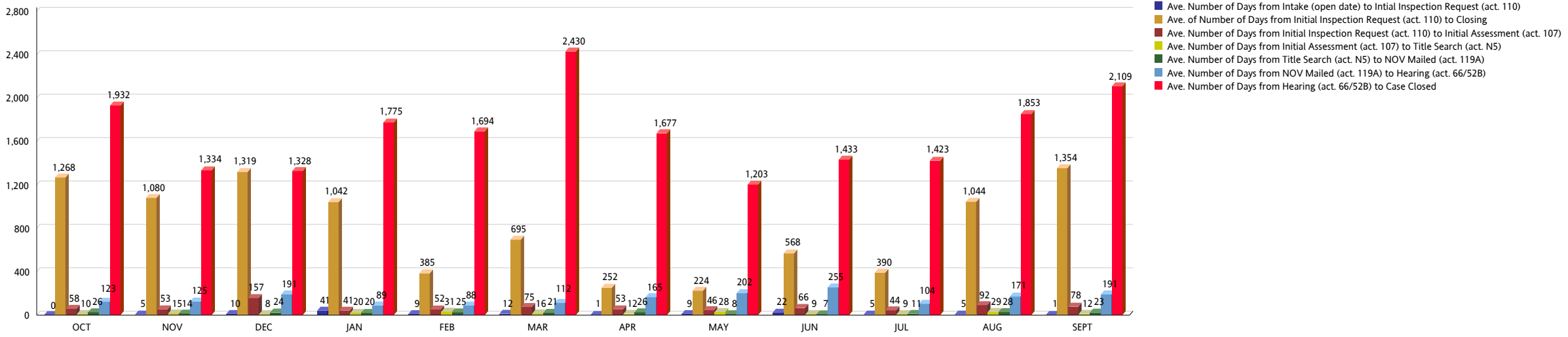
MIAMI-DADE COUNTY
DEPARTMENT OF REGULATORY AND ECONOMIC RESOURCES (RER)
UNSAFE STRUCTURES MEASURES - COMMERCIAL
From OCTOBER 2020 To SEPTEMBER 2021

| COMMERCIAL NO INJUNCTION (ALL PROPERTIES) | OCT | NOV | DEC | JAN | FEB | MAR | APR | MAY | JUN | JUL | AUG | SEPT | YTD TOTAL |
|--|-------|-------|-------|-------|-------|-------|-------|-------|-------|-------|-------|-------|-----------|
| Ave. Number of Days from Intake (open date) to Intial Inspection Request (act. 110) | 0 | 5 | 10 | 41 | 9 | 12 | 1 | 9 | 22 | 5 | 5 | 1 | |
| Number of Cases from Intake (open date) to Intial Inspection Request (act. 110) | 21 | 30 | 25 | 24 | 46 | 30 | 87 | 87 | 19 | 19 | 30 | 40 | 458 |
| Ave. of Number of Days from Initial Inspection Request (act. 110) to Closing | 1,268 | 1,080 | 1,319 | 1,042 | 385 | 695 | 252 | 224 | 568 | 390 | 1,044 | 1,354 | |
| Number of Cases from Initial Inspection Request (act. 110) to Closing | 21 | 30 | 25 | 24 | 46 | 30 | 87 | 87 | 19 | 19 | 30 | 40 | 458 |
| Ave. Number of Days from Initial Inspection Request (act. 110) to Initial Assessment (act. 107) | 58 | 53 | 157 | 41 | 52 | 75 | 53 | 46 | 66 | 44 | 92 | 78 | |
| Number of Cases Closed from Initial Inspection Request (act. 110) to Initial Assessment (act. 107) | 16 | 24 | 24 | 21 | 14 | 26 | 13 | 23 | 14 | 18 | 25 | 31 | 249 |
| Ave. Number of Days from Initial Assessment (act. 107) to Title Search (act. N5) | 10 | 15 | 8 | 20 | 31 | 16 | 12 | 28 | 9 | 9 | 29 | 12 | |
| Number of Cases from Initial Assessment (act. 107) to Title Search (act. N5) | 15 | 19 | 16 | 16 | 13 | 14 | 7 | 15 | 13 | 18 | 23 | 22 | 191 |
| Ave. Number of Days from Title Search (act. N5) to NOV Mailed (act. 119A) | 26 | 14 | 24 | 20 | 25 | 21 | 26 | 8 | 7 | 11 | 28 | 23 | |
| Number of Cases from Title Search (act. N5) to NOV Mailed (act. 119A) | 15 | 19 | 15 | 16 | 13 | 14 | 7 | 14 | 12 | 14 | 23 | 19 | 181 |
| Ave. Number of Days from NOV Mailed (act. 119A) to Hearing (act. 66/52B) | 123 | 125 | 191 | 89 | 88 | 112 | 165 | 202 | 255 | 104 | 171 | 191 | |
| Number of Cases from NOV Mailed (act. 119A) to Hearing (act. 66/52B) | 10 | 14 | 12 | 7 | 8 | 4 | 9 | 9 | 5 | 3 | 12 | 16 | 109 |
| Ave. Number of Days from Hearing (act. 66/52B) to Case Closed | 1,932 | 1,334 | 1,328 | 1,775 | 1,694 | 2,430 | 1,677 | 1,203 | 1,433 | 1,423 | 1,853 | 2,109 | |
| Number of Cases from Hearing (act. 66/52B) to Case Closed | 10 | 14 | 12 | 7 | 8 | 4 | 10 | 9 | 5 | 3 | 12 | 16 | 110 |

| | Weighted Average |
|---|------------------|
| Ave. Number of Days from Intake (open date) to Intial Inspection Request (act. 110) | 8.15 |
| Ave. of Number of Days from Initial Inspection Request (act. 110) to Closing | 656.47 |
| Ave. Number of Days from Initial Inspection Request (act. 110) to Initial Assessment (act. 107) | 71.04 |
| Ave. Number of Days from Initial Assessment (act. 107) to Title Search (act. N5) | 16.88 |
| Ave. Number of Days from Title Search (act. N5) to NOV Mailed (act. 119A) | 19.71 |
| Ave. Number of Days from NOV Mailed (act. 119A) to Hearing (act. 66/52B) | 156.38 |
| Ave. Number of Days from Hearing (act. 66/52B) to Case Closed | 1,678.55 |

MIAMI-DADE COUNTY
DEPARTMENT OF REGULATORY AND ECONOMIC RESOURCES (RER)
UNSAFE STRUCTURES MEASURES - COMMERCIAL
From OCTOBER 2020 To SEPTEMBER 2021

COMMERCIAL / NO INJUNCTION / ALL PROPERTIES



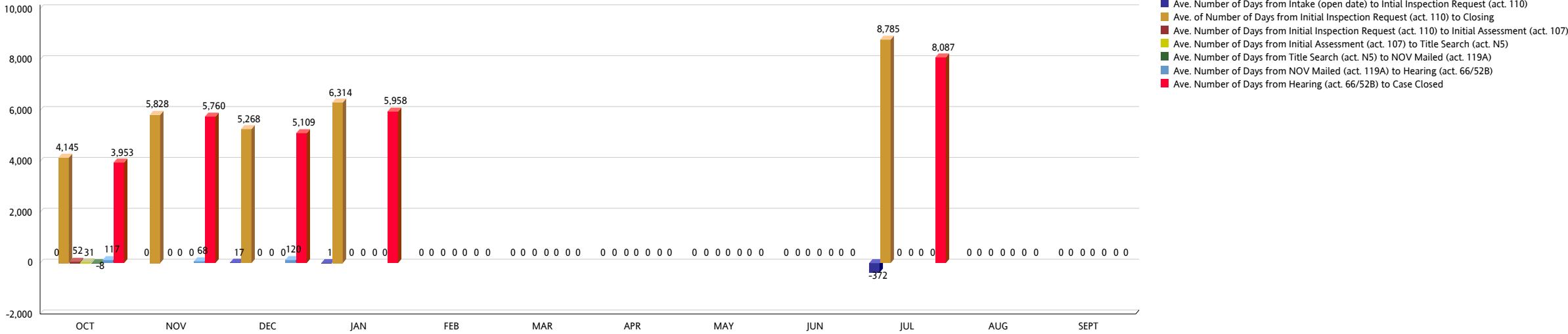
MIAMI-DADE COUNTY
DEPARTMENT OF REGULATORY AND ECONOMIC RESOURCES (RER)
UNSAFE STRUCTURES MEASURES - COMMERCIAL
From OCTOBER 2020 To SEPTEMBER 2021

| COMMERCIAL WITH INJUNCTION (ALL PROPERTIES) | OCT | NOV | DEC | JAN | FEB | MAR | APR | MAY | JUN | JUL | AUG | SEPT | YTD TOTAL |
|--|-------|-------|-------|-------|-----|-----|-----|-----|-----|-------|-----|------|-----------|
| Ave. Number of Days from Intake (open date) to Intial Inspection Request (act. 110) | 0 | 0 | 17 | 1 | 0 | 0 | 0 | 0 | 0 | -372 | 0 | 0 | |
| Number of Cases from Intake (open date) to Intial Inspection Request (act. 110) | 3 | 1 | 1 | 1 | 0 | 0 | 0 | 0 | 0 | 1 | 0 | 0 | 7 |
| Ave. of Number of Days from Initial Inspection Request (act. 110) to Closing | 4,145 | 5,828 | 5,268 | 6,314 | 0 | 0 | 0 | 0 | 0 | 8,785 | 0 | 0 | |
| Number of Cases from Initial Inspection Request (act. 110) to Closing | 3 | 1 | 1 | 1 | 0 | 0 | 0 | 0 | 0 | 1 | 0 | 0 | 7 |
| Ave. Number of Days from Initial Inspection Request (act. 110) to Initial Assessment (act. 107) | 52 | 0 | 0 | 0 | 0 | 0 | 0 | 0 | 0 | 0 | 0 | 0 | |
| Number of Cases Closed from Initial Inspection Request (act. 110) to Initial Assessment (act. 107) | 3 | 1 | 1 | 0 | 0 | 0 | 0 | 0 | 0 | 0 | 0 | 0 | 5 |
| Ave. Number of Days from Initial Assessment (act. 107) to Title Search (act. N5) | 31 | 0 | 0 | 0 | 0 | 0 | 0 | 0 | 0 | 0 | 0 | 0 | |
| Number of Cases from Initial Assessment (act. 107) to Title Search (act. N5) | 3 | 0 | 0 | 0 | 0 | 0 | 0 | 0 | 0 | 0 | 0 | 0 | 3 |
| Ave. Number of Days from Title Search (act. N5) to NOV Mailed (act. 119A) | -8 | 0 | 0 | 0 | 0 | 0 | 0 | 0 | 0 | 0 | 0 | 0 | |
| Number of Cases from Title Search (act. N5) to NOV Mailed (act. 119A) | 3 | 0 | 0 | 0 | 0 | 0 | 0 | 0 | 0 | 0 | 0 | 0 | 3 |
| Ave. Number of Days from NOV Mailed (act. 119A) to Hearing (act. 66/52B) | 117 | 68 | 120 | 0 | 0 | 0 | 0 | 0 | 0 | 0 | 0 | 0 | |
| Number of Cases from NOV Mailed (act. 119A) to Hearing (act. 66/52B) | 3 | 1 | 1 | 0 | 0 | 0 | 0 | 0 | 0 | 0 | 0 | 0 | 5 |
| Ave. Number of Days from Hearing (act. 66/52B) to Case Closed | 3,953 | 5,760 | 5,109 | 5,958 | 0 | 0 | 0 | 0 | 0 | 8,087 | 0 | 0 | |
| Number of Cases from Hearing (act. 66/52B) to Case Closed | 3 | 1 | 1 | 1 | 0 | 0 | 0 | 0 | 0 | 1 | 0 | 0 | 7 |

| | Weighted Average |
|---|------------------|
| Ave. Number of Days from Intake (open date) to Intial Inspection Request (act. 110) | -50.57 |
| Ave. of Number of Days from Initial Inspection Request (act. 110) to Closing | 5,518.57 |
| Ave. Number of Days from Initial Inspection Request (act. 110) to Initial Assessment (act. 107) | 31.20 |
| Ave. Number of Days from Initial Assessment (act. 107) to Title Search (act. N5) | 31.00 |
| Ave. Number of Days from Title Search (act. N5) to NOV Mailed (act. 119A) | -8.00 |
| Ave. Number of Days from NOV Mailed (act. 119A) to Hearing (act. 66/52B) | 107.80 |
| Ave. Number of Days from Hearing (act. 66/52B) to Case Closed | 5,253.29 |

MIAMI-DADE COUNTY
DEPARTMENT OF REGULATORY AND ECONOMIC RESOURCES (RER)
UNSAFE STRUCTURES MEASURES - COMMERCIAL
From OCTOBER 2020 To SEPTEMBER 2021

COMMERCIAL / WITH INJUNCTION / ALL PROPERTIES



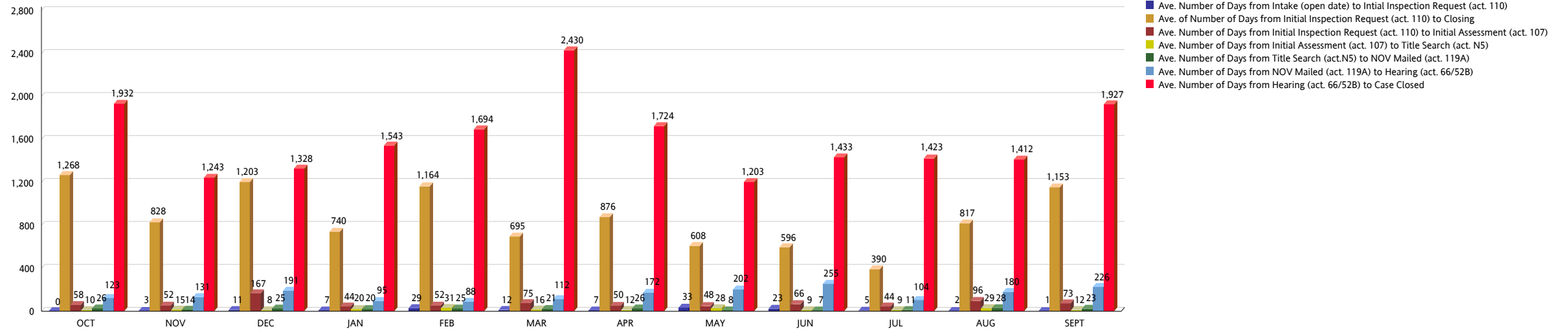
MIAMI-DADE COUNTY
DEPARTMENT OF REGULATORY AND ECONOMIC RESOURCES (RER)
UNSAFE STRUCTURES MEASURES - COMMERCIAL
From OCTOBER 2020 To SEPTEMBER 2021

| COMMERCIAL NO INJUNCTION (EXCLUDING COUNTY PROPERTIES) | OCT | NOV | DEC | JAN | FEB | MAR | APR | MAY | JUN | JUL | AUG | SEPT | YTD TOTAL |
|---|-------|-------|-------|-------|-------|-------|-------|-------|-------|-------|-------|-------|-----------|
| Ave. Number of Days from Intake (open date) to Intial Inspection Request (act. 110) | 0 | 3 | 11 | 7 | 29 | 12 | 7 | 33 | 23 | 5 | 2 | 1 | |
| Number of Cases from Intake (open date) to Intial Inspection Request (act. 110) | 21 | 27 | 21 | 21 | 15 | 30 | 22 | 26 | 18 | 19 | 28 | 35 | 283 |
| Ave. of Number of Days from Initial Inspection Request (act. 110) to Closing | 1,268 | 828 | 1,203 | 740 | 1,164 | 695 | 876 | 608 | 596 | 390 | 817 | 1,153 | |
| Number of Cases from Initial Inspection Request (act. 110) to Closing | 21 | 27 | 21 | 21 | 15 | 30 | 22 | 26 | 18 | 19 | 28 | 35 | 283 |
| Ave. Number of Days from Initial Inspection Request (act. 110) to Initial Assessment (act. 107) | 58 | 52 | 167 | 44 | 52 | 75 | 50 | 48 | 66 | 44 | 96 | 73 | |
| Number of Cases from Initial Inspection Request (act. 110) to Initial Assessment (act. 107) | 16 | 22 | 20 | 19 | 14 | 26 | 11 | 21 | 14 | 18 | 23 | 26 | 230 |
| Ave. Number of Days from Initial Assessment (act. 107) to Title Search (act. N5) | 10 | 15 | 8 | 20 | 31 | 16 | 12 | 28 | 9 | 9 | 29 | 12 | |
| Number of Cases from Initial Assessment (act. 107) to Title Search (act. N5) | 15 | 19 | 15 | 16 | 13 | 14 | 7 | 15 | 13 | 18 | 23 | 22 | 190 |
| Ave. Number of Days from Title Search (act.N5) to NOV Mailed (act. 119A) | 26 | 14 | 25 | 20 | 25 | 21 | 26 | 8 | 7 | 11 | 28 | 23 | |
| Number of Cases from Title Search (act. N5) to NOV Mailed (act. 119A) | 15 | 19 | 14 | 16 | 13 | 14 | 7 | 14 | 12 | 14 | 23 | 19 | 180 |
| Ave. Number of Days from NOV Mailed (act. 119A) to Hearing (act. 66/52B) | 123 | 131 | 191 | 95 | 88 | 112 | 172 | 202 | 255 | 104 | 180 | 226 | |
| Number of Cases from NOV Mailed (act. 119A) to Hearing (act. 66/52B) | 10 | 13 | 12 | 6 | 8 | 4 | 8 | 9 | 5 | 3 | 10 | 11 | 99 |
| Ave. Number of Days from Hearing (act. 66/52B) to Case Closed | 1,932 | 1,243 | 1,328 | 1,543 | 1,694 | 2,430 | 1,724 | 1,203 | 1,433 | 1,423 | 1,412 | 1,927 | |
| Number of Cases from Hearing (act. 66/52B) to Case Closed | 10 | 13 | 12 | 6 | 8 | 4 | 9 | 9 | 5 | 3 | 10 | 11 | 100 |

| | Weighted Average |
|---|------------------|
| Ave. Number of Days from Intake (open date) to Intial Inspection Request (act. 110) | 10.13 |
| Ave. of Number of Days from Initial Inspection Request (act. 110) to Closing | 864.12 |
| Ave. Number of Days from Initial Inspection Request (act. 110) to Initial Assessment (act. 107) | 70.90 |
| Ave. Number of Days from Initial Assessment (act. 107) to Title Search (act. N5) | 16.93 |
| Ave. Number of Days from Title Search (act. N5) to NOV Mailed (act. 119A) | 19.77 |
| Ave. Number of Days from NOV Mailed (act. 119A) to Hearing (act. 66/52B) | 161.76 |
| Ave. Number of Days from Hearing (act. 66/52B) to Case Closed | 1,570.39 |

MIAMI-DADE COUNTY
DEPARTMENT OF REGULATORY AND ECONOMIC RESOURCES (RER)
UNSAFE STRUCTURES MEASURES - COMMERCIAL
From OCTOBER 2020 To SEPTEMBER 2021

COMMERCIAL / NO INJUNCTION / EXCLUDING COUNTY PROPERTIES



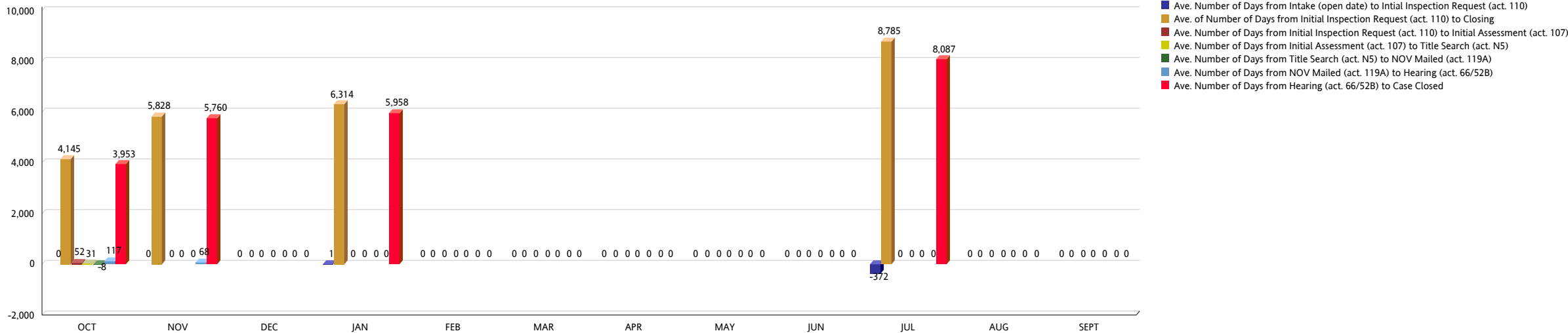
MIAMI-DADE COUNTY
DEPARTMENT OF REGULATORY AND ECONOMIC RESOURCES (RER)
UNSAFE STRUCTURES MEASURES - COMMERCIAL
From OCTOBER 2020 To SEPTEMBER 2021

| COMMERCIAL WITH INJUNCTION (EXCLUDING COUNTY PROPERTIES) | OCT | NOV | DEC | JAN | FEB | MAR | APR | MAY | JUN | JUL | AUG | SEPT | YTD TOTAL |
|--|-------|-------|-----|-------|-----|-----|-----|-----|-----|-------|-----|------|-----------|
| Ave. Number of Days from Intake (open date) to Intial Inspection Request (act. 110) | 0 | 0 | 0 | 1 | 0 | 0 | 0 | 0 | 0 | -372 | 0 | 0 | |
| Number of Cases from Intake (open date) to Intial Inspection Request (act. 110) | 3 | 1 | 0 | 1 | 0 | 0 | 0 | 0 | 0 | 1 | 0 | 0 | 6 |
| Ave. of Number of Days from Initial Inspection Request (act. 110) to Closing | 4,145 | 5,828 | 0 | 6,314 | 0 | 0 | 0 | 0 | 0 | 8,785 | 0 | 0 | |
| Number of Cases from Initial Inspection Request (act. 110) to Closing | 3 | 1 | 0 | 1 | 0 | 0 | 0 | 0 | 0 | 1 | 0 | 0 | 6 |
| Ave. Number of Days from Initial Inspection Request (act. 110) to Initial Assessment (act. 107) | 52 | 0 | 0 | 0 | 0 | 0 | 0 | 0 | 0 | 0 | 0 | 0 | |
| Number of Cases Closed from Initial Inspection Request (act. 110) to Initial Assessment (act. 107) | 3 | 1 | 0 | 0 | 0 | 0 | 0 | 0 | 0 | 0 | 0 | 0 | 4 |
| Ave. Number of Days from Initial Assessment (act. 107) to Title Search (act. N5) | 31 | 0 | 0 | 0 | 0 | 0 | 0 | 0 | 0 | 0 | 0 | 0 | |
| Number of Cases from Initial Assessment (act. 107) to Title Search (act. N5) | 3 | 0 | 0 | 0 | 0 | 0 | 0 | 0 | 0 | 0 | 0 | 0 | 3 |
| Ave. Number of Days from Title Search (act. N5) to NOV Mailed (act. 119A) | -8 | 0 | 0 | 0 | 0 | 0 | 0 | 0 | 0 | 0 | 0 | 0 | |
| Number of Cases from Title Search (act. N5) to NOV Mailed (act. 119A) | 3 | 0 | 0 | 0 | 0 | 0 | 0 | 0 | 0 | 0 | 0 | 0 | 3 |
| Ave. Number of Days from NOV Mailed (act. 119A) to Hearing (act. 66/52B) | 117 | 68 | 0 | 0 | 0 | 0 | 0 | 0 | 0 | 0 | 0 | 0 | |
| Number of Cases from NOV Mailed (act. 119A) to Hearing (act. 66/52B) | 3 | 1 | 0 | 0 | 0 | 0 | 0 | 0 | 0 | 0 | 0 | 0 | 4 |
| Ave. Number of Days from Hearing (act. 66/52B) to Case Closed | 3,953 | 5,760 | 0 | 5,958 | 0 | 0 | 0 | 0 | 0 | 8,087 | 0 | 0 | |
| Number of Cases from Hearing (act. 66/52B) to Case Closed | 3 | 1 | 0 | 1 | 0 | 0 | 0 | 0 | 0 | 1 | 0 | 0 | 6 |

| | Weighted Average |
|---|------------------|
| Ave. Number of Days from Intake (open date) to Intial Inspection Request (act. 110) | -61.83 |
| Ave. of Number of Days from Initial Inspection Request (act. 110) to Closing | 5,560.33 |
| Ave. Number of Days from Initial Inspection Request (act. 110) to Initial Assessment (act. 107) | 39.00 |
| Ave. Number of Days from Initial Assessment (act. 107) to Title Search (act. N5) | 31.00 |
| Ave. Number of Days from Title Search (act. N5) to NOV Mailed (act. 119A) | -8.00 |
| Ave. Number of Days from NOV Mailed (act. 119A) to Hearing (act. 66/52B) | 104.75 |
| Ave. Number of Days from Hearing (act. 66/52B) to Case Closed | 5,277.33 |

MIAMI-DADE COUNTY
DEPARTMENT OF REGULATORY AND ECONOMIC RESOURCES (RER)
UNSAFE STRUCTURES MEASURES - COMMERCIAL
From OCTOBER 2020 To SEPTEMBER 2021

COMMERCIAL / WITH INJUNCTION / EXCLUDING COUNTY PROPERTIES



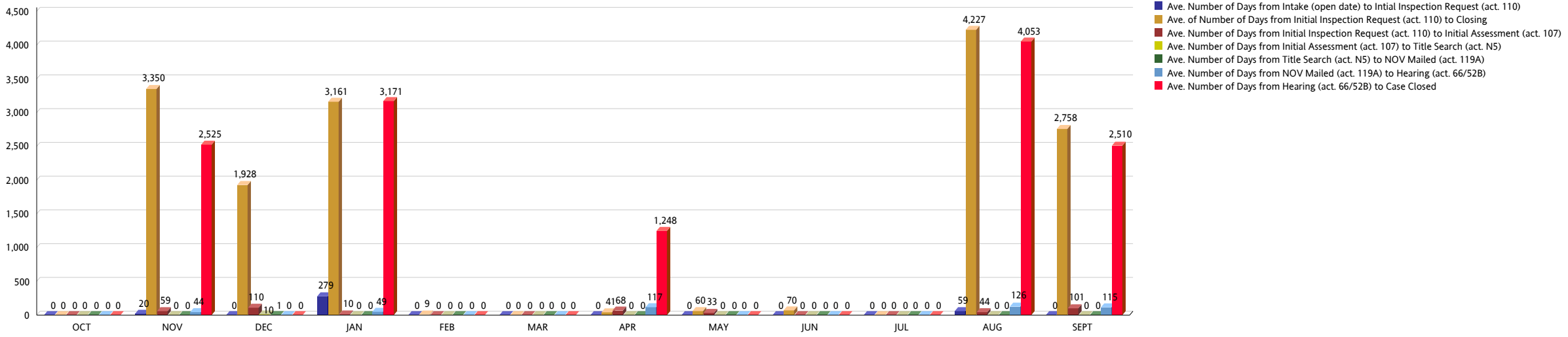
MIAMI-DADE COUNTY
DEPARTMENT OF REGULATORY AND ECONOMIC RESOURCES (RER)
UNSAFE STRUCTURES MEASURES - COMMERCIAL
From OCTOBER 2020 To SEPTEMBER 2021

| COMMERCIAL NO INJUNCTION (COUNTY PROPERTIES) | OCT | NOV | DEC | JAN | FEB | MAR | APR | MAY | JUN | JUL | AUG | SEPT | YTD TOTAL |
|--|-----|-------|-------|-------|-----|-----|-------|-----|-----|-----|-------|-------|-----------|
| Ave. Number of Days from Intake (open date) to Intial Inspection Request (act. 110) | 0 | 20 | 0 | 279 | 0 | 0 | 0 | 0 | 0 | 0 | 59 | 0 | |
| Number of Cases from Intake (open date) to Intial Inspection Request (act. 110) | 0 | 3 | 4 | 3 | 31 | 0 | 65 | 61 | 1 | 0 | 2 | 5 | 175 |
| Ave. of Number of Days from Initial Inspection Request (act. 110) to Closing | 0 | 3,350 | 1,928 | 3,161 | 9 | 0 | 41 | 60 | 70 | 0 | 4,227 | 2,758 | |
| Number of Cases from Initial Inspection Request (act. 110) to Closing | 0 | 3 | 4 | 3 | 31 | 0 | 65 | 61 | 1 | 0 | 2 | 5 | 175 |
| Ave. Number of Days from Initial Inspection Request (act. 110) to Initial Assessment (act. 107) | 0 | 59 | 110 | 10 | 0 | 0 | 68 | 33 | 0 | 0 | 44 | 101 | |
| Number of Cases Closed from Initial Inspection Request (act. 110) to Initial Assessment (act. 107) | 0 | 2 | 4 | 2 | 0 | 0 | 2 | 2 | 0 | 0 | 2 | 5 | 19 |
| Ave. Number of Days from Initial Assessment (act. 107) to Title Search (act. N5) | 0 | 0 | 10 | 0 | 0 | 0 | 0 | 0 | 0 | 0 | 0 | 0 | |
| Number of Cases from Initial Assessment (act. 107) to Title Search (act. N5) | 0 | 0 | 1 | 0 | 0 | 0 | 0 | 0 | 0 | 0 | 0 | 0 | 1 |
| Ave. Number of Days from Title Search (act. N5) to NOV Mailed (act. 119A) | 0 | 0 | 1 | 0 | 0 | 0 | 0 | 0 | 0 | 0 | 0 | 0 | |
| Number of Cases from Title Search (act. N5) to NOV Mailed (act. 119A) | 0 | 0 | 1 | 0 | 0 | 0 | 0 | 0 | 0 | 0 | 0 | 0 | 1 |
| Ave. Number of Days from NOV Mailed (act. 119A) to Hearing (act. 66/52B) | 0 | 44 | 0 | 49 | 0 | 0 | 117 | 0 | 0 | 0 | 126 | 115 | |
| Number of Cases from NOV Mailed (act. 119A) to Hearing (act. 66/52B) | 0 | 1 | 0 | 1 | 0 | 0 | 1 | 0 | 0 | 0 | 2 | 5 | 10 |
| Ave. Number of Days from Hearing (act. 66/52B) to Case Closed | 0 | 2,525 | 0 | 3,171 | 0 | 0 | 1,248 | 0 | 0 | 0 | 4,053 | 2,510 | |
| Number of Cases from Hearing (act. 66/52B) to Case Closed | 0 | 1 | 0 | 1 | 0 | 0 | 1 | 0 | 0 | 0 | 2 | 5 | 10 |

| | Weighted Average |
|---|------------------|
| Ave. Number of Days from Intake (open date) to Intial Inspection Request (act. 110) | 5.80 |
| Ave. of Number of Days from Initial Inspection Request (act. 110) to Closing | 320.93 |
| Ave. Number of Days from Initial Inspection Request (act. 110) to Initial Assessment (act. 107) | 72.26 |
| Ave. Number of Days from Initial Assessment (act. 107) to Title Search (act. N5) | 10.00 |
| Ave. Number of Days from Title Search (act. N5) to NOV Mailed (act. 119A) | 1.00 |
| Ave. Number of Days from NOV Mailed (act. 119A) to Hearing (act. 66/52B) | 103.70 |
| Ave. Number of Days from Hearing (act. 66/52B) to Case Closed | 2,760.00 |

MIAMI-DADE COUNTY
DEPARTMENT OF REGULATORY AND ECONOMIC RESOURCES (RER)
UNSAFE STRUCTURES MEASURES - COMMERCIAL
From OCTOBER 2020 To SEPTEMBER 2021

COMMERCIAL / NO INJUNCTION / COUNTY PROPERTIES



MIAMI-DADE COUNTY
DEPARTMENT OF REGULATORY AND ECONOMIC RESOURCES (RER)
UNSAFE STRUCTURES MEASURES - COMMERCIAL
From OCTOBER 2020 To SEPTEMBER 2021

| COMMERCIAL WITH INJUNCTION (COUNTY PROPERTIES) | OCT | NOV | DEC | JAN | FEB | MAR | APR | MAY | JUN | JUL | AUG | SEPT | YTD TOTAL |
|--|-----|-----|-------|-----|-----|-----|-----|-----|-----|-----|-----|------|-----------|
| Ave. Number of Days from Intake (open date) to Intial Inspection Request (act. 110) | 0 | 0 | 17 | 0 | 0 | 0 | 0 | 0 | 0 | 0 | 0 | 0 | |
| Number of Cases from Intake (open date) to Intial Inspection Request (act. 110) | 0 | 0 | 1 | 0 | 0 | 0 | 0 | 0 | 0 | 0 | 0 | 0 | 1 |
| Ave. of Number of Days from Initial Inspection Request (act. 110) to Closing | 0 | 0 | 5,268 | 0 | 0 | 0 | 0 | 0 | 0 | 0 | 0 | 0 | |
| Number of Cases from Initial Inspection Request (act. 110) to Closing | 0 | 0 | 1 | 0 | 0 | 0 | 0 | 0 | 0 | 0 | 0 | 0 | 1 |
| Ave. Number of Days from Initial Inspection Request (act. 110) to Initial Assessment (act. 107) | 0 | 0 | 0 | 0 | 0 | 0 | 0 | 0 | 0 | 0 | 0 | 0 | |
| Number of Cases Closed from Initial Inspection Request (act. 110) to Initial Assessment (act. 107) | 0 | 0 | 1 | 0 | 0 | 0 | 0 | 0 | 0 | 0 | 0 | 0 | 1 |
| Ave. Number of Days from Initial Assessment (act. 107) to Title Search (act. N5) | 0 | 0 | 0 | 0 | 0 | 0 | 0 | 0 | 0 | 0 | 0 | 0 | |
| Number of Cases from Initial Assessment (act. 107) to Title Search (act. N5) | 0 | 0 | 0 | 0 | 0 | 0 | 0 | 0 | 0 | 0 | 0 | 0 | 0 |
| Ave. Number of Days from Title Search (act. N5) to NOV Mailed (act. 119A) | 0 | 0 | 0 | 0 | 0 | 0 | 0 | 0 | 0 | 0 | 0 | 0 | |
| Number of Cases from Title Search (act. N5) to NOV Mailed (act. 119A) | 0 | 0 | 0 | 0 | 0 | 0 | 0 | 0 | 0 | 0 | 0 | 0 | 0 |
| Ave. Number of Days from NOV Mailed (act. 119A) to Hearing (act. 66/52B) | 0 | 0 | 120 | 0 | 0 | 0 | 0 | 0 | 0 | 0 | 0 | 0 | |
| Number of Cases from NOV Mailed (act. 119A) to Hearing (act. 66/52B) | 0 | 0 | 1 | 0 | 0 | 0 | 0 | 0 | 0 | 0 | 0 | 0 | 1 |
| Ave. Number of Days from Hearing (act. 66/52B) to Case Closed | 0 | 0 | 5,109 | 0 | 0 | 0 | 0 | 0 | 0 | 0 | 0 | 0 | |
| Number of Cases from Hearing (act. 66/52B) to Case Closed | 0 | 0 | 1 | 0 | 0 | 0 | 0 | 0 | 0 | 0 | 0 | 0 | 1 |

| | Weighted Average |
|---|------------------|
| Ave. Number of Days from Intake (open date) to Intial Inspection Request (act. 110) | 17.00 |
| Ave. of Number of Days from Initial Inspection Request (act. 110) to Closing | 5,268.00 |
| Ave. Number of Days from Initial Inspection Request (act. 110) to Initial Assessment (act. 107) | 0 |
| Ave. Number of Days from Initial Assessment (act. 107) to Title Search (act. N5) | 0 |
| Ave. Number of Days from Title Search (act. N5) to NOV Mailed (act. 119A) | 0 |
| Ave. Number of Days from NOV Mailed (act. 119A) to Hearing (act. 66/52B) | 120.00 |
| Ave. Number of Days from Hearing (act. 66/52B) to Case Closed | 5,109.00 |

MIAMI-DADE COUNTY
DEPARTMENT OF REGULATORY AND ECONOMIC RESOURCES (RER)
UNSAFE STRUCTURES MEASURES - COMMERCIAL
From OCTOBER 2020 To SEPTEMBER 2021

COMMERCIAL / WITH INJUNCTION / COUNTY PROPERTIES

