

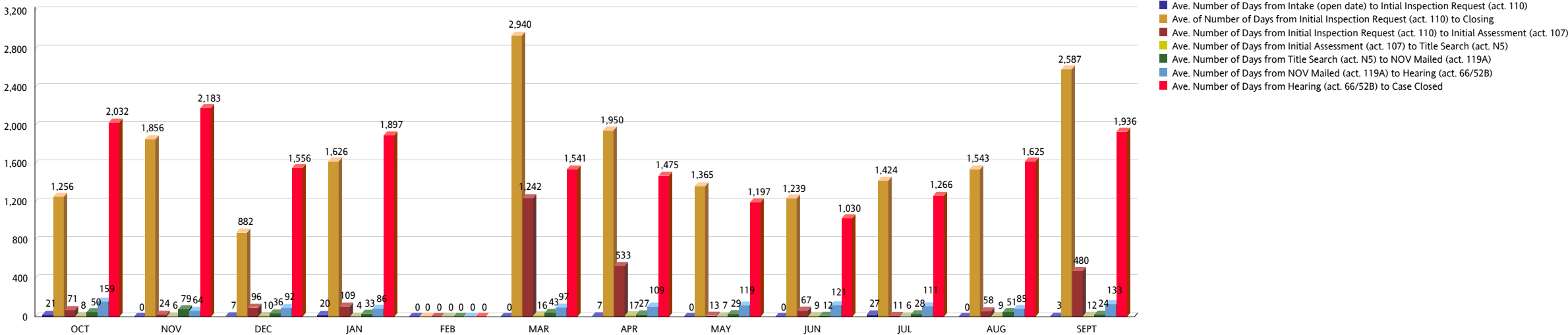
MIAMI-DADE COUNTY
DEPARTMENT OF REGULATORY AND ECONOMIC RESOURCES (RER)
UNSAFE STRUCTURES MEASURES - RESIDENTIAL
From OCTOBER 2020 To SEPTEMBER 2021

RESIDENTIAL NO INJUNCTION (ALL PROPERTIES)	OCT	NOV	DEC	JAN	FEB	MAR	APR	MAY	JUN	JUL	AUG	SEPT	YTD TOTAL
Ave. Number of Days from Intake (open date) to Intial Inspection Request (act. 110)	21	0	7	20	0	0	7	0	0	27	0	3	
Number of Cases from Intake (open date) to Intial Inspection Request (act. 110)	7	4	6	4	0	2	5	1	1	3	4	6	43
Ave. of Number of Days from Initial Inspection Request (act. 110) to Closing	1,256	1,856	882	1,626	0	2,940	1,950	1,365	1,239	1,424	1,543	2,587	
Number of Cases from Initial Inspection Request (act. 110) to Closing	7	4	6	4	0	2	5	1	1	3	4	6	43
Ave. Number of Days from Initial Inspection Request (act. 110) to Initial Assessment (act. 107)	71	24	96	109	0	1,242	533	13	67	11	58	480	
Number of Cases Closed from Initial Inspection Request (act. 110) to Initial Assessment (act. 107)	7	4	5	4	0	2	5	1	1	3	4	6	42
Ave. Number of Days from Initial Assessment (act. 107) to Title Search (act. N5)	8	6	10	4	0	16	17	7	9	6	9	12	
Number of Cases from Initial Assessment (act. 107) to Title Search (act. N5)	7	4	5	3	0	2	5	1	1	3	4	6	41
Ave. Number of Days from Title Search (act. N5) to NOV Mailed (act. 119A)	50	79	36	33	0	43	27	29	12	28	51	24	
Number of Cases from Title Search (act. N5) to NOV Mailed (act. 119A)	7	4	5	3	0	2	5	1	1	3	4	6	41
Ave. Number of Days from NOV Mailed (act. 119A) to Hearing (act. 66/52B)	159	64	92	86	0	97	109	119	121	111	85	133	
Number of Cases from NOV Mailed (act. 119A) to Hearing (act. 66/52B)	3	3	2	3	0	2	4	1	1	3	3	6	31
Ave. Number of Days from Hearing (act. 66/52B) to Case Closed	2,032	2,183	1,556	1,897	0	1,541	1,475	1,197	1,030	1,266	1,625	1,936	
Number of Cases from Hearing (act. 66/52B) to Case Closed	3	3	2	3	0	2	4	1	1	3	3	6	31

	Weighted Average
Ave. Number of Days from Intake (open date) to Intial Inspection Request (act. 110)	9.37
Ave. of Number of Days from Initial Inspection Request (act. 110) to Closing	1,679.35
Ave. Number of Days from Initial Inspection Request (act. 110) to Initial Assessment (act. 107)	235.31
Ave. Number of Days from Initial Assessment (act. 107) to Title Search (act. N5)	9.78
Ave. Number of Days from Title Search (act. N5) to NOV Mailed (act. 119A)	39.98
Ave. Number of Days from NOV Mailed (act. 119A) to Hearing (act. 66/52B)	108.61
Ave. Number of Days from Hearing (act. 66/52B) to Case Closed	1,707.94

MIAMI-DADE COUNTY
DEPARTMENT OF REGULATORY AND ECONOMIC RESOURCES (RER)
UNSAFE STRUCTURES MEASURES - RESIDENTIAL
From OCTOBER 2020 To SEPTEMBER 2021

RESIDENTIAL / NO INJUNCTION / ALL PROPERTIES



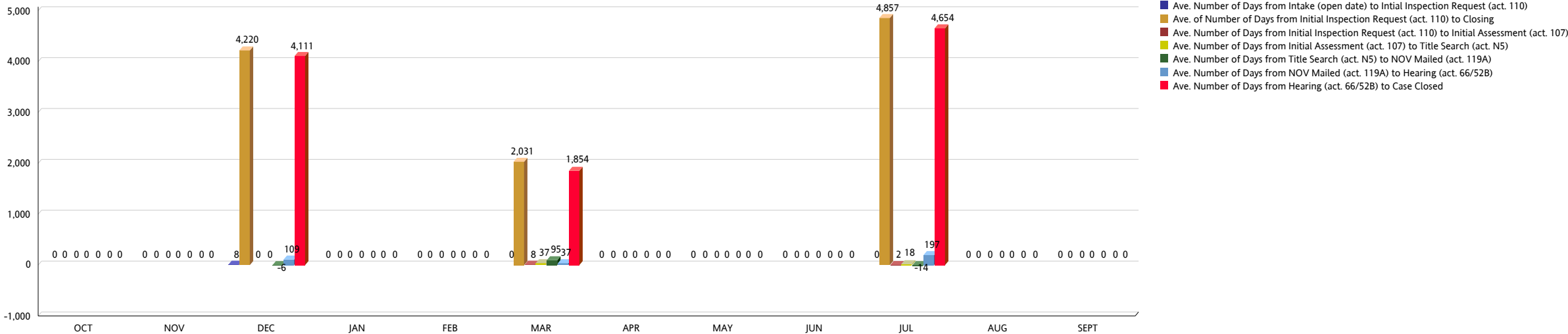
MIAMI-DADE COUNTY
DEPARTMENT OF REGULATORY AND ECONOMIC RESOURCES (RER)
UNSAFE STRUCTURES MEASURES - RESIDENTIAL
From OCTOBER 2020 To SEPTEMBER 2021

RESIDENTIAL WITH INJUNCTION (ALL PROPERTIES)	OCT	NOV	DEC	JAN	FEB	MAR	APR	MAY	JUN	JUL	AUG	SEPT	YTD TOTAL
Ave. Number of Days from Intake (open date) to Intial Inspection Request (act. 110)	0	0	8	0	0	0	0	0	0	0	0	0	
Number of Cases from Intake (open date) to Intial Inspection Request (act. 110)	0	0	1	0	0	1	0	0	0	1	0	0	3
Ave. of Number of Days from Initial Inspection Request (act. 110) to Closing	0	0	4,220	0	0	2,031	0	0	0	4,857	0	0	
Number of Cases from Initial Inspection Request (act. 110) to Closing	0	0	1	0	0	1	0	0	0	1	0	0	3
Ave. Number of Days from Initial Inspection Request (act. 110) to Initial Assessment (act. 107)	0	0	0	0	0	8	0	0	0	2	0	0	
Number of Cases Closed from Initial Inspection Request (act. 110) to Initial Assessment (act. 107)	0	0	0	0	0	1	0	0	0	1	0	0	2
Ave. Number of Days from Initial Assessment (act. 107) to Title Search (act. N5)	0	0	0	0	0	37	0	0	0	18	0	0	
Number of Cases from Initial Assessment (act. 107) to Title Search (act. N5)	0	0	0	0	0	1	0	0	0	1	0	0	2
Ave. Number of Days from Title Search (act. N5) to NOV Mailed (act. 119A)	0	0	-6	0	0	95	0	0	0	-14	0	0	
Number of Cases from Title Search (act. N5) to NOV Mailed (act. 119A)	0	0	1	0	0	1	0	0	0	1	0	0	3
Ave. Number of Days from NOV Mailed (act. 119A) to Hearing (act. 66/52B)	0	0	109	0	0	37	0	0	0	197	0	0	
Number of Cases from NOV Mailed (act. 119A) to Hearing (act. 66/52B)	0	0	1	0	0	1	0	0	0	1	0	0	3
Ave. Number of Days from Hearing (act. 66/52B) to Case Closed	0	0	4,111	0	0	1,854	0	0	0	4,654	0	0	
Number of Cases from Hearing (act. 66/52B) to Case Closed	0	0	1	0	0	1	0	0	0	1	0	0	3

	Weighted Average
Ave. Number of Days from Intake (open date) to Intial Inspection Request (act. 110)	2.67
Ave. of Number of Days from Initial Inspection Request (act. 110) to Closing	3,702.67
Ave. Number of Days from Initial Inspection Request (act. 110) to Initial Assessment (act. 107)	5.00
Ave. Number of Days from Initial Assessment (act. 107) to Title Search (act. N5)	27.50
Ave. Number of Days from Title Search (act. N5) to NOV Mailed (act. 119A)	25.00
Ave. Number of Days from NOV Mailed (act. 119A) to Hearing (act. 66/52B)	114.33
Ave. Number of Days from Hearing (act. 66/52B) to Case Closed	3,539.67

MIAMI-DADE COUNTY
DEPARTMENT OF REGULATORY AND ECONOMIC RESOURCES (RER)
UNSAFE STRUCTURES MEASURES - RESIDENTIAL
 From OCTOBER 2020 To SEPTEMBER 2021

RESIDENTIAL / WITH INJUNCTION / ALL PROPERTIES



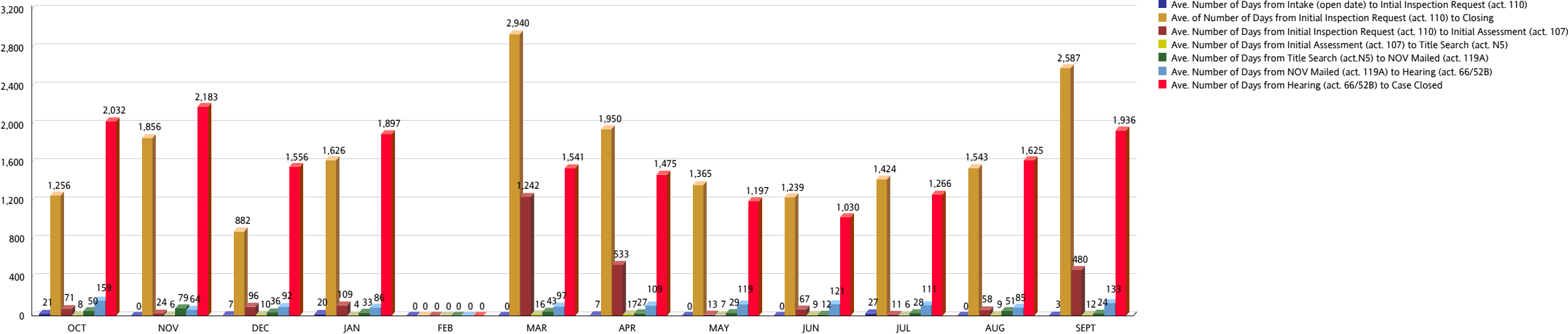
MIAMI-DADE COUNTY
DEPARTMENT OF REGULATORY AND ECONOMIC RESOURCES (RER)
UNSAFE STRUCTURES MEASURES - RESIDENTIAL
From OCTOBER 2020 To SEPTEMBER 2021

RESIDENTIAL NO INJUNCTION (EXCLUDING COUNTY PROPERTIES)	OCT	NOV	DEC	JAN	FEB	MAR	APR	MAY	JUN	JUL	AUG	SEPT	YTD TOTAL
Ave. Number of Days from Intake (open date) to Intial Inspection Request (act. 110)	21	0	7	20	0	0	7	0	0	27	0	3	
Number of Cases from Intake (open date) to Intial Inspection Request (act. 110)	7	4	6	4	0	2	5	1	1	3	4	6	43
Ave. of Number of Days from Initial Inspection Request (act. 110) to Closing	1,256	1,856	882	1,626	0	2,940	1,950	1,365	1,239	1,424	1,543	2,587	
Number of Cases from Initial Inspection Request (act. 110) to Closing	7	4	6	4	0	2	5	1	1	3	4	6	43
Ave. Number of Days from Initial Inspection Request (act. 110) to Initial Assessment (act. 107)	71	24	96	109	0	1,242	533	13	67	11	58	480	
Number of Cases from Initial Inspection Request (act. 110) to Initial Assessment (act. 107)	7	4	5	4	0	2	5	1	1	3	4	6	42
Ave. Number of Days from Initial Assessment (act. 107) to Title Search (act. N5)	8	6	10	4	0	16	17	7	9	6	9	12	
Number of Cases from Initial Assessment (act. 107) to Title Search (act. N5)	7	4	5	3	0	2	5	1	1	3	4	6	41
Ave. Number of Days from Title Search (act.N5) to NOV Mailed (act. 119A)	50	79	36	33	0	43	27	29	12	28	51	24	
Number of Cases from Title Search (act. N5) to NOV Mailed (act. 119A)	7	4	5	3	0	2	5	1	1	3	4	6	41
Ave. Number of Days from NOV Mailed (act. 119A) to Hearing (act. 66/52B)	159	64	92	86	0	97	109	119	121	111	85	133	
Number of Cases from NOV Mailed (act. 119A) to Hearing (act. 66/52B)	3	3	2	3	0	2	4	1	1	3	3	6	31
Ave. Number of Days from Hearing (act. 66/52B) to Case Closed	2,032	2,183	1,556	1,897	0	1,541	1,475	1,197	1,030	1,266	1,625	1,936	17,738
Number of Cases from Hearing (act. 66/52B) to Case Closed	3	3	2	3	0	2	4	1	1	3	3	6	31

	Weighted Average
Ave. Number of Days from Intake (open date) to Intial Inspection Request (act. 110)	9.37
Ave. of Number of Days from Initial Inspection Request (act. 110) to Closing	1,679.35
Ave. Number of Days from Initial Inspection Request (act. 110) to Initial Assessment (act. 107)	235.31
Ave. Number of Days from Initial Assessment (act. 107) to Title Search (act. N5)	9.78
Ave. Number of Days from Title Search (act. N5) to NOV Mailed (act. 119A)	39.98
Ave. Number of Days from NOV Mailed (act. 119A) to Hearing (act. 66/52B)	108.61
Ave. Number of Days from Hearing (act. 66/52B) to Case Closed	1,707.94

MIAMI-DADE COUNTY
DEPARTMENT OF REGULATORY AND ECONOMIC RESOURCES (RER)
UNSAFE STRUCTURES MEASURES - RESIDENTIAL
From OCTOBER 2020 To SEPTEMBER 2021

RESIDENTIAL / NO INJUNCTION / EXCLUDING COUNTY PROPERTIES



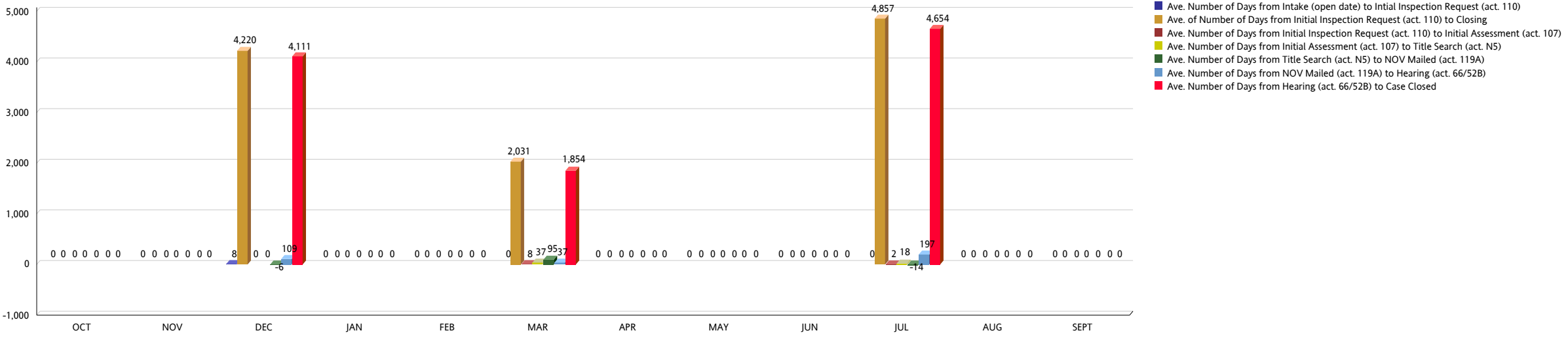
MIAMI-DADE COUNTY
DEPARTMENT OF REGULATORY AND ECONOMIC RESOURCES (RER)
UNSAFE STRUCTURES MEASURES - RESIDENTIAL
From OCTOBER 2020 To SEPTEMBER 2021

RESIDENTIAL WITH INJUNCTION (EXCLUDING COUNTY PROPERTIES)	OCT	NOV	DEC	JAN	FEB	MAR	APR	MAY	JUN	JUL	AUG	SEPT	YTD TOTAL
Ave. Number of Days from Intake (open date) to Intial Inspection Request (act. 110)	0	0	8	0	0	0	0	0	0	0	0	0	
Number of Cases from Intake (open date) to Intial Inspection Request (act. 110)	0	0	1	0	0	1	0	0	0	1	0	0	3
Ave. of Number of Days from Initial Inspection Request (act. 110) to Closing	0	0	4,220	0	0	2,031	0	0	0	4,857	0	0	
Number of Cases from Initial Inspection Request (act. 110) to Closing	0	0	1	0	0	1	0	0	0	1	0	0	3
Ave. Number of Days from Initial Inspection Request (act. 110) to Initial Assessment (act. 107)	0	0	0	0	0	8	0	0	0	2	0	0	
Number of Cases Closed from Initial Inspection Request (act. 110) to Initial Assessment (act. 107)	0	0	0	0	0	1	0	0	0	1	0	0	2
Ave. Number of Days from Initial Assessment (act. 107) to Title Search (act. N5)	0	0	0	0	0	37	0	0	0	18	0	0	
Number of Cases from Initial Assessment (act. 107) to Title Search (act. N5)	0	0	0	0	0	1	0	0	0	1	0	0	2
Ave. Number of Days from Title Search (act. N5) to NOV Mailed (act. 119A)	0	0	-6	0	0	95	0	0	0	-14	0	0	
Number of Cases from Title Search (act. N5) to NOV Mailed (act. 119A)	0	0	1	0	0	1	0	0	0	1	0	0	3
Ave. Number of Days from NOV Mailed (act. 119A) to Hearing (act. 66/52B)	0	0	109	0	0	37	0	0	0	197	0	0	
Number of Cases from NOV Mailed (act. 119A) to Hearing (act. 66/52B)	0	0	1	0	0	1	0	0	0	1	0	0	3
Ave. Number of Days from Hearing (act. 66/52B) to Case Closed	0	0	4,111	0	0	1,854	0	0	0	4,654	0	0	
Number of Cases from Hearing (act. 66/52B) to Case Closed	0	0	1	0	0	1	0	0	0	1	0	0	3

	Weighted Average
Ave. Number of Days from Intake (open date) to Intial Inspection Request (act. 110)	2.67
Ave. of Number of Days from Initial Inspection Request (act. 110) to Closing	3,702.67
Ave. Number of Days from Initial Inspection Request (act. 110) to Initial Assessment (act. 107)	5.00
Ave. Number of Days from Initial Assessment (act. 107) to Title Search (act. N5)	27.50
Ave. Number of Days from Title Search (act. N5) to NOV Mailed (act. 119A)	25.00
Ave. Number of Days from NOV Mailed (act. 119A) to Hearing (act. 66/52B)	114.33
Ave. Number of Days from Hearing (act. 66/52B) to Case Closed	3,539.67

MIAMI-DADE COUNTY
DEPARTMENT OF REGULATORY AND ECONOMIC RESOURCES (RER)
UNSAFE STRUCTURES MEASURES - RESIDENTIAL
From OCTOBER 2020 To SEPTEMBER 2021

RESIDENTIAL / WITH INJUNCTION / EXCLUDING COUNTY PROPERTIES



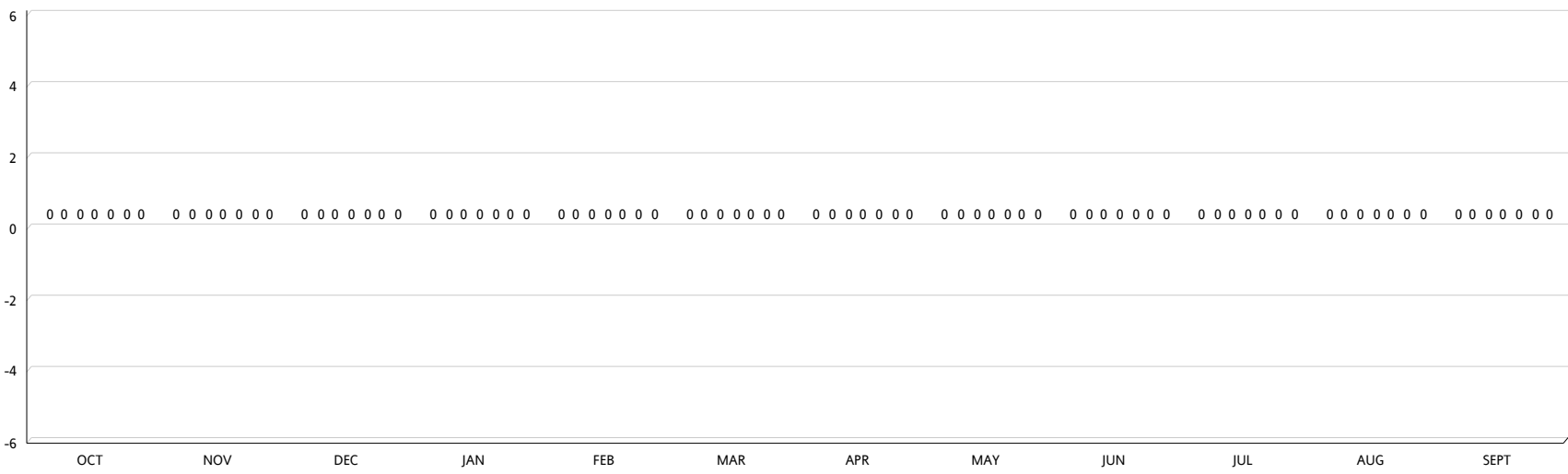
MIAMI-DADE COUNTY
DEPARTMENT OF REGULATORY AND ECONOMIC RESOURCES (RER)
UNSAFE STRUCTURES MEASURES - RESIDENTIAL
From OCTOBER 2020 To SEPTEMBER 2021

RESIDENTIAL NO INJUNCTION (COUNTY PROPERTIES)	OCT	NOV	DEC	JAN	FEB	MAR	APR	MAY	JUN	JUL	AUG	SEPT	YTD TOTAL
Ave. Number of Days from Intake (open date) to Intial Inspection Request (act. 110)	0	0	0	0	0	0	0	0	0	0	0	0	
Number of Cases from Intake (open date) to Intial Inspection Request (act. 110)	0	0	0	0	0	0	0	0	0	0	0	0	0
Ave. of Number of Days from Initial Inspection Request (act. 110) to Closing	0	0	0	0	0	0	0	0	0	0	0	0	
Number of Cases from Initial Inspection Request (act. 110) to Closing	0	0	0	0	0	0	0	0	0	0	0	0	0
Ave. Number of Days from Initial Inspection Request (act. 110) to Initial Assessment (act. 107)	0	0	0	0	0	0	0	0	0	0	0	0	
Number of Cases Closed from Initial Inspection Request (act. 110) to Initial Assessment (act. 107)	0	0	0	0	0	0	0	0	0	0	0	0	0
Ave. Number of Days from Initial Assessment (act. 107) to Title Search (act. N5)	0	0	0	0	0	0	0	0	0	0	0	0	
Number of Cases from Initial Assessment (act. 107) to Title Search (act. N5)	0	0	0	0	0	0	0	0	0	0	0	0	0
Ave. Number of Days from Title Search (act. N5) to NOV Mailed (act. 119A)	0	0	0	0	0	0	0	0	0	0	0	0	
Number of Cases from Title Search (act. N5) to NOV Mailed (act. 119A)	0	0	0	0	0	0	0	0	0	0	0	0	0
Ave. Number of Days from NOV Mailed (act. 119A) to Hearing (act. 66/52B)	0	0	0	0	0	0	0	0	0	0	0	0	
Number of Cases from NOV Mailed (act. 119A) to Hearing (act. 66/52B)	0	0	0	0	0	0	0	0	0	0	0	0	0
Ave. Number of Days from Hearing (act. 66/52B) to Case Closed	0	0	0	0	0	0	0	0	0	0	0	0	
Number of Cases from Hearing (act. 66/52B) to Case Closed	0	0	0	0	0	0	0	0	0	0	0	0	0

	Weighted Average
Ave. Number of Days from Intake (open date) to Intial Inspection Request (act. 110)	0
Ave. of Number of Days from Initial Inspection Request (act. 110) to Closing	0
Ave. Number of Days from Initial Inspection Request (act. 110) to Initial Assessment (act. 107)	0
Ave. Number of Days from Initial Assessment (act. 107) to Title Search (act. N5)	0
Ave. Number of Days from Title Search (act. N5) to NOV Mailed (act. 119A)	0
Ave. Number of Days from NOV Mailed (act. 119A) to Hearing (act. 66/52B)	0
Ave. Number of Days from Hearing (act. 66/52B) to Case Closed	0

MIAMI-DADE COUNTY
DEPARTMENT OF REGULATORY AND ECONOMIC RESOURCES (RER)
UNSAFE STRUCTURES MEASURES - RESIDENTIAL
From OCTOBER 2020 To SEPTEMBER 2021

RESIDENTIAL / NO INJUNCTION / COUNTY PROPERTIES



- Ave. Number of Days from Intake (open date) to Initial Inspection Request (act. 110)
- Ave. of Number of Days from Initial Inspection Request (act. 110) to Closing
- Ave. Number of Days from Initial Inspection Request (act. 110) to Initial Assessment (act. 107)
- Ave. Number of Days from Initial Assessment (act. 107) to Title Search (act. N5)
- Ave. Number of Days from Title Search (act. N5) to NOV Mailed (act. 119A)
- Ave. Number of Days from NOV Mailed (act. 119A) to Hearing (act. 66/52B)
- Ave. Number of Days from Hearing (act. 66/52B) to Case Closed

MIAMI-DADE COUNTY
DEPARTMENT OF REGULATORY AND ECONOMIC RESOURCES (RER)
UNSAFE STRUCTURES MEASURES - RESIDENTIAL
From OCTOBER 2020 To SEPTEMBER 2021

RESIDENTIAL WITH INJUNCTION (COUNTY PROPERTIES)	OCT	NOV	DEC	JAN	FEB	MAR	APR	MAY	JUN	JUL	AUG	SEPT	YTD TOTAL
Ave. Number of Days from Intake (open date) to Intial Inspection Request (act. 110)	0	0	0	0	0	0	0	0	0	0	0	0	
Number of Cases from Intake (open date) to Intial Inspection Request (act. 110)	0	0	0	0	0	0	0	0	0	0	0	0	0
Ave. of Number of Days from Initial Inspection Request (act. 110) to Closing	0	0	0	0	0	0	0	0	0	0	0	0	
Number of Cases from Initial Inspection Request (act. 110) to Closing	0	0	0	0	0	0	0	0	0	0	0	0	0
Ave. Number of Days from Initial Inspection Request (act. 110) to Initial Assessment (act. 107)	0	0	0	0	0	0	0	0	0	0	0	0	
Number of Cases Closed from Initial Inspection Request (act. 110) to Initial Assessment (act. 107)	0	0	0	0	0	0	0	0	0	0	0	0	0
Ave. Number of Days from Initial Assessment (act. 107) to Title Search (act. N5)	0	0	0	0	0	0	0	0	0	0	0	0	
Number of Cases from Initial Assessment (act. 107) to Title Search (act. N5)	0	0	0	0	0	0	0	0	0	0	0	0	0
Ave. Number of Days from Title Search (act. N5) to NOV Mailed (act. 119A)	0	0	0	0	0	0	0	0	0	0	0	0	
Number of Cases from Title Search (act. N5) to NOV Mailed (act. 119A)	0	0	0	0	0	0	0	0	0	0	0	0	0
Ave. Number of Days from NOV Mailed (act. 119A) to Hearing (act. 66/52B)	0	0	0	0	0	0	0	0	0	0	0	0	
Number of Cases from NOV Mailed (act. 119A) to Hearing (act. 66/52B)	0	0	0	0	0	0	0	0	0	0	0	0	0
Ave. Number of Days from Hearing (act. 66/52B) to Case Closed	0	0	0	0	0	0	0	0	0	0	0	0	
Number of Cases from Hearing (act. 66/52B) to Case Closed	0	0	0	0	0	0	0	0	0	0	0	0	0

	Weighted Average
Ave. Number of Days from Intake (open date) to Intial Inspection Request (act. 110)	0
Ave. of Number of Days from Initial Inspection Request (act. 110) to Closing	0
Ave. Number of Days from Initial Inspection Request (act. 110) to Initial Assessment (act. 107)	0
Ave. Number of Days from Initial Assessment (act. 107) to Title Search (act. N5)	0
Ave. Number of Days from Title Search (act. N5) to NOV Mailed (act. 119A)	0
Ave. Number of Days from NOV Mailed (act. 119A) to Hearing (act. 66/52B)	0
Ave. Number of Days from Hearing (act. 66/52B) to Case Closed	0

MIAMI-DADE COUNTY
DEPARTMENT OF REGULATORY AND ECONOMIC RESOURCES (RER)
UNSAFE STRUCTURES MEASURES - RESIDENTIAL
From OCTOBER 2020 To SEPTEMBER 2021

RESIDENTIAL / WITH INJUNCTION / COUNTY PROPERTIES

