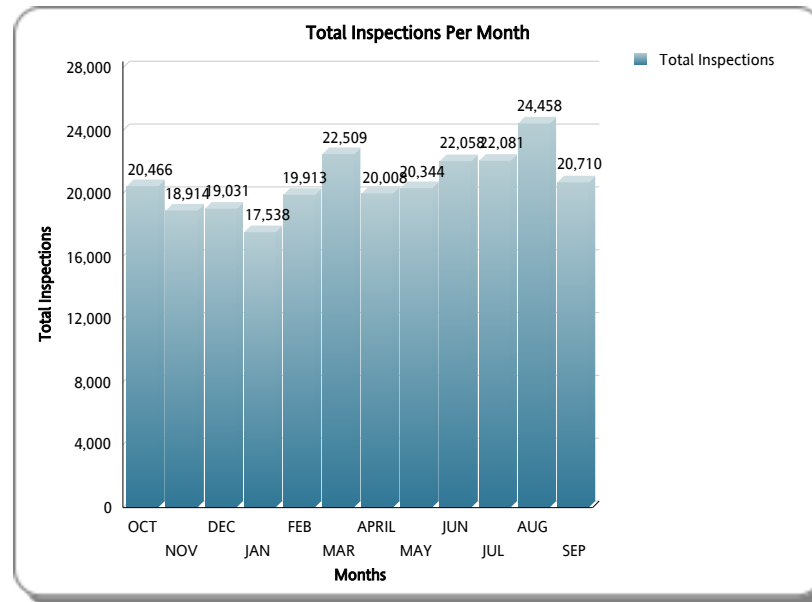


MIAMI-DADE COUNTY
DEPARTMENT OF REGULATORY AND ECONOMIC RESOURCES (RER)
Annual Inspections
FY: 2021/2022
From OCTOBER 1st, 2021 To SEPTEMBER 30th, 2022

Trade	OCT	NOV	DEC	JAN	FEB	MAR	APRIL	MAY	JUN	JUL	AUG	SEP	Total YTD	EOY Proj*
BOILER	181	174	220	182	300	275	191	129	216	270	148	88	2,374	2,374.0
BUILDING *	6,614	6,288	6,190	5,850	6,747	7,555	6,858	6,809	6,915	7,193	7,995	7,406	82,420	82,420.0
ELECTRICAL	4,439	4,028	4,147	3,895	4,269	4,931	4,470	4,642	4,758	4,529	5,250	4,534	53,892	53,892.0
LPGX	9	7	5	7	1	3	2	9	5	3	13	6	70	70.0
MECHANICAL	1,138	1,069	1,015	904	1,110	1,154	1,012	1,045	1,141	1,010	1,228	1,082	12,908	12,908.0
PLUMBING	2,513	2,338	2,321	2,004	2,278	2,633	2,348	2,431	2,537	2,393	2,805	2,338	28,939	28,939.0
ROOFING	5,334	4,832	4,939	4,550	5,044	5,693	4,867	5,013	6,216	6,432	6,834	5,055	64,809	64,809.0
SIGN	238	178	194	146	164	265	260	266	270	251	185	201	2,618	2,618.0
Total	20,466	18,914	19,031	17,538	19,913	22,509	20,008	20,344	22,058	22,081	24,458	20,710	248,030	248,030.0



* Includes Zoning Inspections

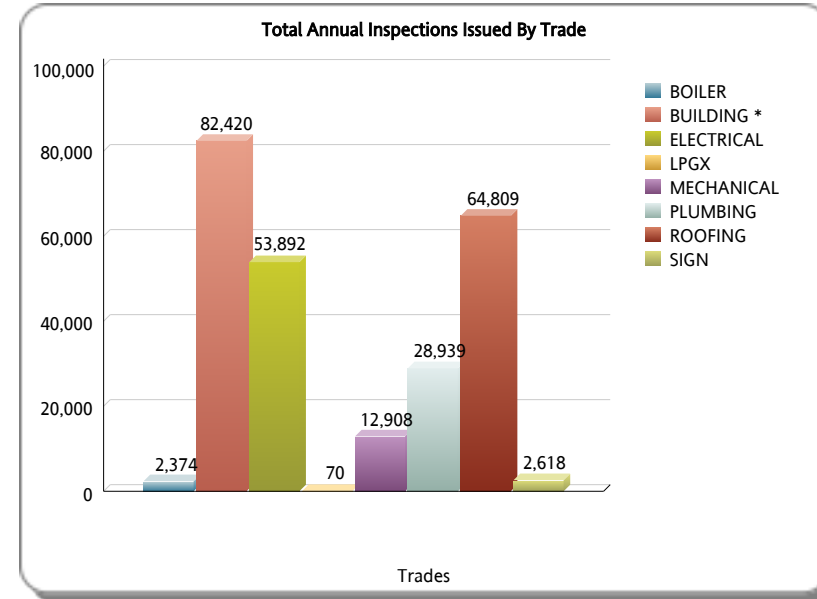
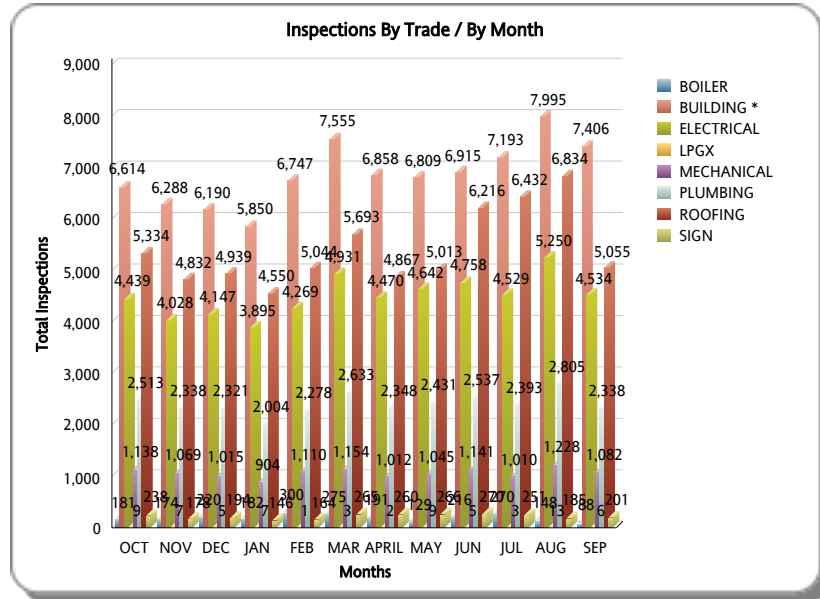
MIAMI-DADE COUNTY

DEPARTMENT OF REGULATORY AND ECONOMIC RESOURCES (RER)

Annual Inspections

FY: 2021/2022

From OCTOBER 1st, 2021 To SEPTEMBER 30th, 2022



* Includes Zoning Inspections
Oct 8, 2022