

MIAMI-DADE COUNTY

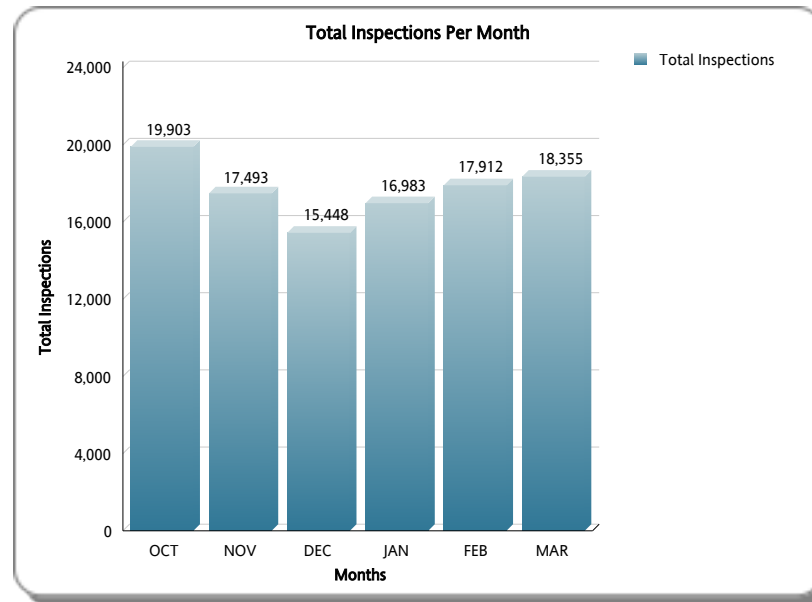
DEPARTMENT OF REGULATORY AND ECONOMIC RESOURCES (RER)

Annual Inspections

FY: 2023/2024

From OCTOBER 1st, 2023 To SEPTEMBER 30th, 2024

Trade	OCT	NOV	DEC	JAN	FEB	MAR	Total YTD	EOY Proj*
BOILER	193	321	202	209	275	226	1,426	2,852.0
BUILDING *	6,451	5,642	4,970	5,419	5,402	5,650	33,534	67,068.0
ELECTRICAL	4,521	3,977	3,443	3,775	4,133	4,418	24,267	48,534.0
LPGX	3	6	3	8	6	6	32	64.0
MECHANICAL	1,152	1,038	947	966	1,041	1,060	6,204	12,408.0
PLUMBING	2,264	2,077	1,758	1,883	2,029	1,884	11,895	23,790.0
ROOFING	5,095	4,232	3,998	4,542	4,895	4,919	27,681	55,362.0
SIGN	224	200	127	181	131	192	1,055	2,110.0
Total	19,903	17,493	15,448	16,983	17,912	18,355	106,094	212,188.0



* Includes Zoning Inspections

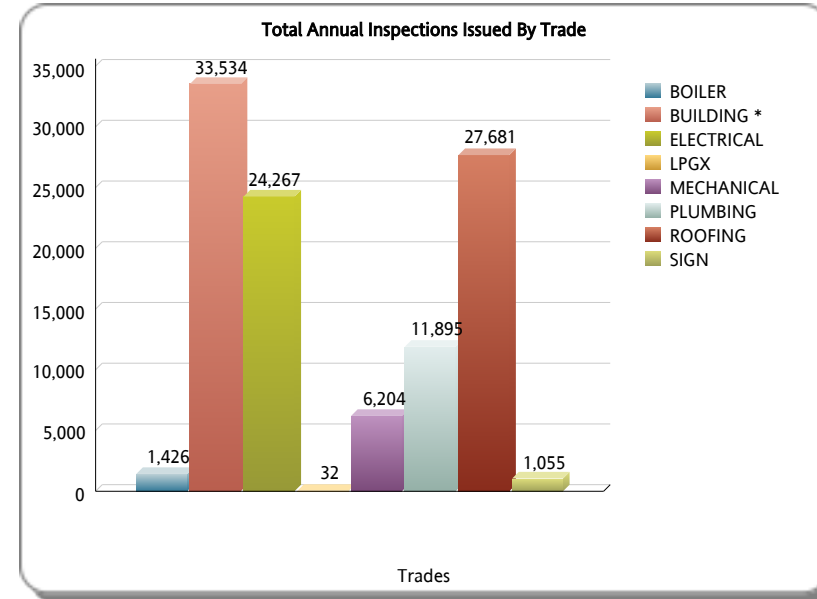
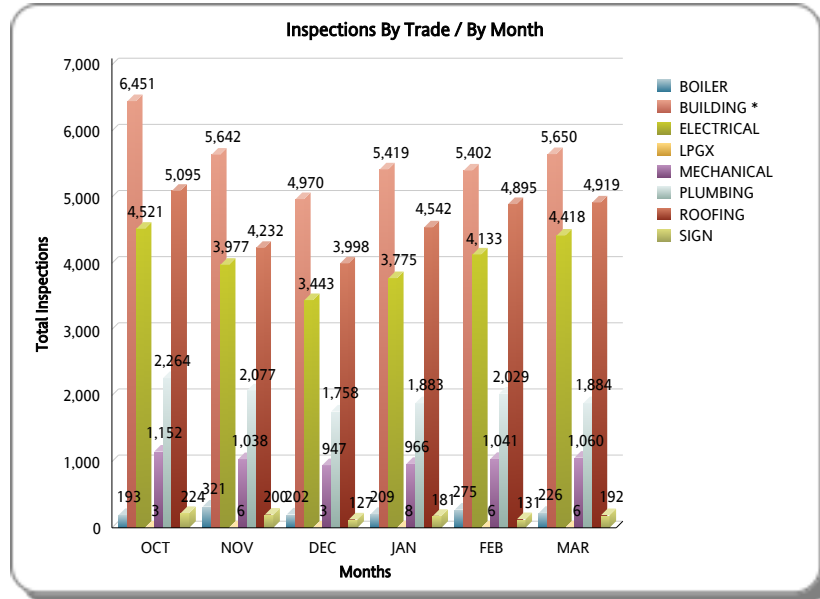
MIAMI-DADE COUNTY

DEPARTMENT OF REGULATORY AND ECONOMIC RESOURCES (RER)

Annual Inspections

FY: 2023/2024

From OCTOBER 1st, 2023 To SEPTEMBER 30th, 2024



* Includes Zoning Inspections
Apr 8, 2024