MIAMI-DADE COUNTY

DEPARTMENT OF REGULATORY AND ECONOMIC RESOURCES (RER)

PERMIT SERVICES DIVISION

PLANS PROCESSING - REVISIONS

INITIAL REVIEW ONLY - ** Includes Dup Function **

From 10/01/2023 To 09/30/2024

Trades/Reviews	OCT - 2023	NOV - 2023	DEC - 2023	JAN - 2024	FEB - 2024	MAR - 2024	APR - 2024	MAY - 2024	JUN - 2024	Total YTD
Building	537	482	393	501	514	588	625	581	556	**4,777**
Derm	592	499	413	478	491	594	567	577	481	**4,692**
Electrical	466	378	375	407	417	467	486	417	371	**3,784**
Gas	20	32	15	12	21	18	12	17	10	**157**
Handicap	0	0	0	0	0	0	0	1	0	**1**
Mechanical	230	176	163	198	196	198	226	193	180	**1,760**
Plumbing	337	267	231	260	281	265	291	292	252	**2,476**
Public Works	118	126	80	91	96	104	105	102	84	**906**
Public Works Concurrency	37	43	21	25	28	28	15	28	17	**242**
Shop Drawing	5	0	2	3	8	3	1	5	2	**29**
Sign	13	10	12	34	11	16	27	16	17	**156**
Structural	404	343	319	380	397	423	418	416	356	**3,456**
Zoning	442	332	311	339	341	396	408	429	362	**3,360**
Total Per Month	**3,201**	**2,688**	**2,335**	**2,728**	**2,801**	**3,100**	**3,181**	**3,074**	**2,688**	**25,796**

Source: Information Technology Department
Data Compiled and Report Produced by the Department of Regulatory and Economic Resources

Jul 8, 2024

MIAMI-DADE COUNTY

DEPARTMENT OF REGULATORY AND ECONOMIC RESOURCES (RER)

PERMIT SERVICES DIVISION

PLANS PROCESSING - REVISIONS

INITIAL REVIEW ONLY - ** Includes Dup Function **

From 10/01/2023 To 09/30/2024

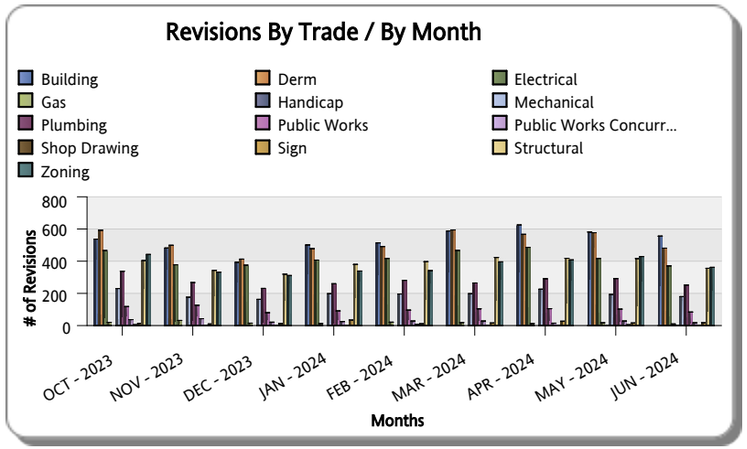

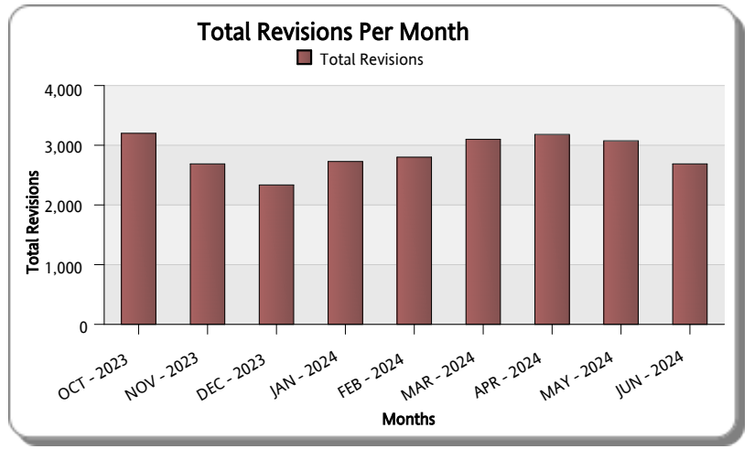

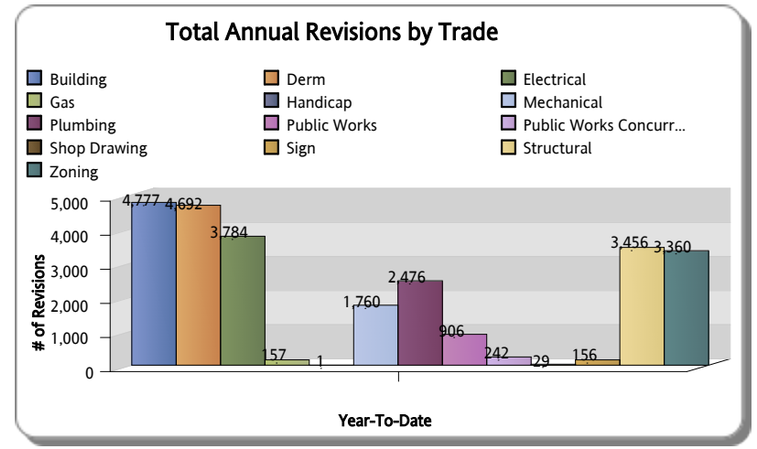

Source: Information Technology Department
Data Compiled and Report Produced by the Department of Regulatory and Economic Resources

Jul 8, 2024