

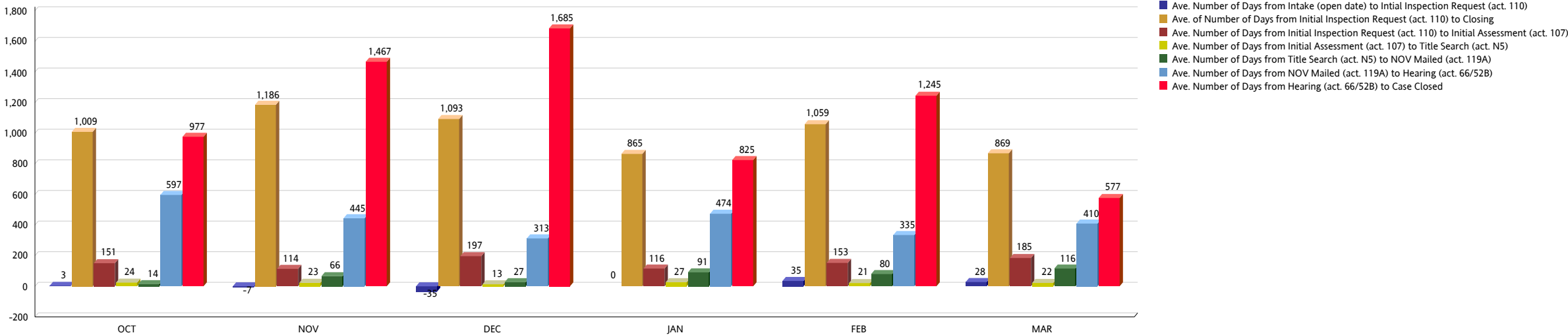
MIAMI-DADE COUNTY
DEPARTMENT OF REGULATORY AND ECONOMIC RESOURCES (RER)
UNSAFE STRUCTURES MEASURES - COMMERCIAL
From OCTOBER 2023 To SEPTEMBER 2024

COMMERCIAL NO INJUNCTION (ALL PROPERTIES)	OCT	NOV	DEC	JAN	FEB	MAR	YTD TOTAL
Ave. Number of Days from Intake (open date) to Intial Inspection Request (act. 110)	3	-7	-35	0	35	28	
Number of Cases from Intake (open date) to Intial Inspection Request (act. 110)	66	46	51	41	68	48	320
Ave. of Number of Days from Initial Inspection Request (act. 110) to Closing	1,009	1,186	1,093	865	1,059	869	
Number of Cases from Initial Inspection Request (act. 110) to Closing	66	46	51	41	68	48	320
Ave. Number of Days from Initial Inspection Request (act. 110) to Initial Assessment (act. 107)	151	114	197	116	153	185	
Number of Cases Closed from Initial Inspection Request (act. 110) to Initial Assessment (act. 107)	54	38	47	34	61	46	280
Ave. Number of Days from Initial Assessment (act. 107) to Title Search (act. N5)	24	23	13	27	21	22	
Number of Cases from Initial Assessment (act. 107) to Title Search (act. N5)	37	31	33	16	42	28	187
Ave. Number of Days from Title Search (act. N5) to NOV Mailed (act. 119A)	14	66	27	91	80	116	
Number of Cases from Title Search (act. N5) to NOV Mailed (act. 119A)	22	27	21	13	26	26	135
Ave. Number of Days from NOV Mailed (act. 119A) to Hearing (act. 66/52B)	597	445	313	474	335	410	
Number of Cases from NOV Mailed (act. 119A) to Hearing (act. 66/52B)	28	21	15	10	21	17	112
Ave. Number of Days from Hearing (act. 66/52B) to Case Closed	977	1,467	1,685	825	1,245	577	
Number of Cases from Hearing (act. 66/52B) to Case Closed	28	21	15	10	21	17	112

	Weighted Average
Ave. Number of Days from Intake (open date) to Intial Inspection Request (act. 110)	5.67
Ave. of Number of Days from Initial Inspection Request (act. 110) to Closing	1,019.01
Ave. Number of Days from Initial Inspection Request (act. 110) to Initial Assessment (act. 107)	155.47
Ave. Number of Days from Initial Assessment (act. 107) to Title Search (act. N5)	21.18
Ave. Number of Days from Title Search (act. N5) to NOV Mailed (act. 119A)	66.19
Ave. Number of Days from NOV Mailed (act. 119A) to Hearing (act. 66/52B)	441.97
Ave. Number of Days from Hearing (act. 66/52B) to Case Closed	1,139.66

MIAMI-DADE COUNTY
DEPARTMENT OF REGULATORY AND ECONOMIC RESOURCES (RER)
UNSAFE STRUCTURES MEASURES - COMMERCIAL
From OCTOBER 2023 To SEPTEMBER 2024

COMMERCIAL / NO INJUNCTION / ALL PROPERTIES



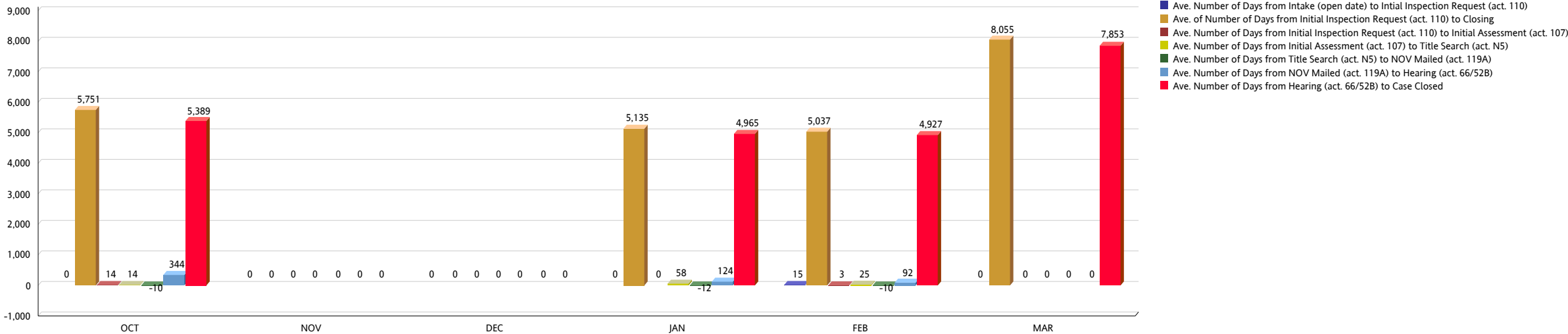
MIAMI-DADE COUNTY
DEPARTMENT OF REGULATORY AND ECONOMIC RESOURCES (RER)
UNSAFE STRUCTURES MEASURES - COMMERCIAL
From OCTOBER 2023 To SEPTEMBER 2024

COMMERCIAL WITH INJUNCTION (ALL PROPERTIES)	OCT	NOV	DEC	JAN	FEB	MAR	YTD TOTAL
Ave. Number of Days from Intake (open date) to Intial Inspection Request (act. 110)	0	0	0	0	15	0	
Number of Cases from Intake (open date) to Intial Inspection Request (act. 110)	1	0	0	1	1	1	4
Ave. of Number of Days from Initial Inspection Request (act. 110) to Closing	5,751	0	0	5,135	5,037	8,055	
Number of Cases from Initial Inspection Request (act. 110) to Closing	1	0	0	1	1	1	4
Ave. Number of Days from Initial Inspection Request (act. 110) to Initial Assessment (act. 107)	14	0	0	0	3	0	
Number of Cases Closed from Initial Inspection Request (act. 110) to Initial Assessment (act. 107)	1	0	0	1	1	0	3
Ave. Number of Days from Initial Assessment (act. 107) to Title Search (act. N5)	14	0	0	58	25	0	
Number of Cases from Initial Assessment (act. 107) to Title Search (act. N5)	1	0	0	1	1	0	3
Ave. Number of Days from Title Search (act. N5) to NOV Mailed (act. 119A)	-10	0	0	-12	-10	0	
Number of Cases from Title Search (act. N5) to NOV Mailed (act. 119A)	1	0	0	1	1	0	3
Ave. Number of Days from NOV Mailed (act. 119A) to Hearing (act. 66/52B)	344	0	0	124	92	0	
Number of Cases from NOV Mailed (act. 119A) to Hearing (act. 66/52B)	1	0	0	1	1	0	3
Ave. Number of Days from Hearing (act. 66/52B) to Case Closed	5,389	0	0	4,965	4,927	7,853	
Number of Cases from Hearing (act. 66/52B) to Case Closed	1	0	0	1	1	1	4

	Weighted Average
Ave. Number of Days from Intake (open date) to Intial Inspection Request (act. 110)	3.75
Ave. of Number of Days from Initial Inspection Request (act. 110) to Closing	5,994.50
Ave. Number of Days from Initial Inspection Request (act. 110) to Initial Assessment (act. 107)	5.67
Ave. Number of Days from Initial Assessment (act. 107) to Title Search (act. N5)	32.33
Ave. Number of Days from Title Search (act. N5) to NOV Mailed (act. 119A)	-10.67
Ave. Number of Days from NOV Mailed (act. 119A) to Hearing (act. 66/52B)	186.67
Ave. Number of Days from Hearing (act. 66/52B) to Case Closed	5,783.50

MIAMI-DADE COUNTY
DEPARTMENT OF REGULATORY AND ECONOMIC RESOURCES (RER)
UNSAFE STRUCTURES MEASURES - COMMERCIAL
From OCTOBER 2023 To SEPTEMBER 2024

COMMERCIAL / WITH INJUNCTION / ALL PROPERTIES



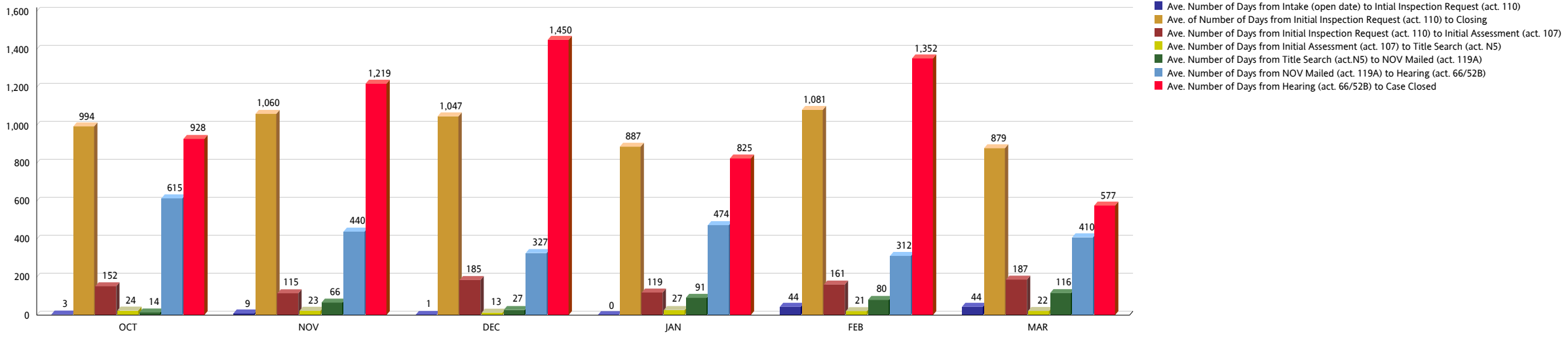
MIAMI-DADE COUNTY
DEPARTMENT OF REGULATORY AND ECONOMIC RESOURCES (RER)
UNSAFE STRUCTURES MEASURES - COMMERCIAL
From OCTOBER 2023 To SEPTEMBER 2024

COMMERCIAL NO INJUNCTION (EXCLUDING COUNTY PROPERTIES)	OCT	NOV	DEC	JAN	FEB	MAR	YTD TOTAL
Ave. Number of Days from Intake (open date) to Intial Inspection Request (act. 110)	3	9	1	0	44	44	
Number of Cases from Intake (open date) to Intial Inspection Request (act. 110)	64	40	46	38	61	46	295
Ave. of Number of Days from Initial Inspection Request (act. 110) to Closing	994	1,060	1,047	887	1,081	879	
Number of Cases from Initial Inspection Request (act. 110) to Closing	64	40	46	38	61	46	295
Ave. Number of Days from Initial Inspection Request (act. 110) to Initial Assessment (act. 107)	152	115	185	119	161	187	
Number of Cases from Initial Inspection Request (act. 110) to Initial Assessment (act. 107)	53	34	44	31	57	45	264
Ave. Number of Days from Initial Assessment (act. 107) to Title Search (act. N5)	24	23	13	27	21	22	
Number of Cases from Initial Assessment (act. 107) to Title Search (act. N5)	37	31	33	16	42	28	187
Ave. Number of Days from Title Search (act.N5) to NOV Mailed (act. 119A)	14	66	27	91	80	116	
Number of Cases from Title Search (act. N5) to NOV Mailed (act. 119A)	22	27	21	13	26	26	135
Ave. Number of Days from NOV Mailed (act. 119A) to Hearing (act. 66/52B)	615	440	327	474	312	410	
Number of Cases from NOV Mailed (act. 119A) to Hearing (act. 66/52B)	27	18	14	10	17	17	103
Ave. Number of Days from Hearing (act. 66/52B) to Case Closed	928	1,219	1,450	825	1,352	577	
Number of Cases from Hearing (act. 66/52B) to Case Closed	27	18	14	10	17	17	103

	Weighted Average
Ave. Number of Days from Intake (open date) to Intial Inspection Request (act. 110)	17.99
Ave. of Number of Days from Initial Inspection Request (act. 110) to Closing	997.49
Ave. Number of Days from Initial Inspection Request (act. 110) to Initial Assessment (act. 107)	156.77
Ave. Number of Days from Initial Assessment (act. 107) to Title Search (act. N5)	21.18
Ave. Number of Days from Title Search (act. N5) to NOV Mailed (act. 119A)	66.19
Ave. Number of Days from NOV Mailed (act. 119A) to Hearing (act. 66/52B)	447.74
Ave. Number of Days from Hearing (act. 66/52B) to Case Closed	1,051.85

MIAMI-DADE COUNTY
DEPARTMENT OF REGULATORY AND ECONOMIC RESOURCES (RER)
UNSAFE STRUCTURES MEASURES - COMMERCIAL
From OCTOBER 2023 To SEPTEMBER 2024

COMMERCIAL / NO INJUNCTION / EXCLUDING COUNTY PROPERTIES



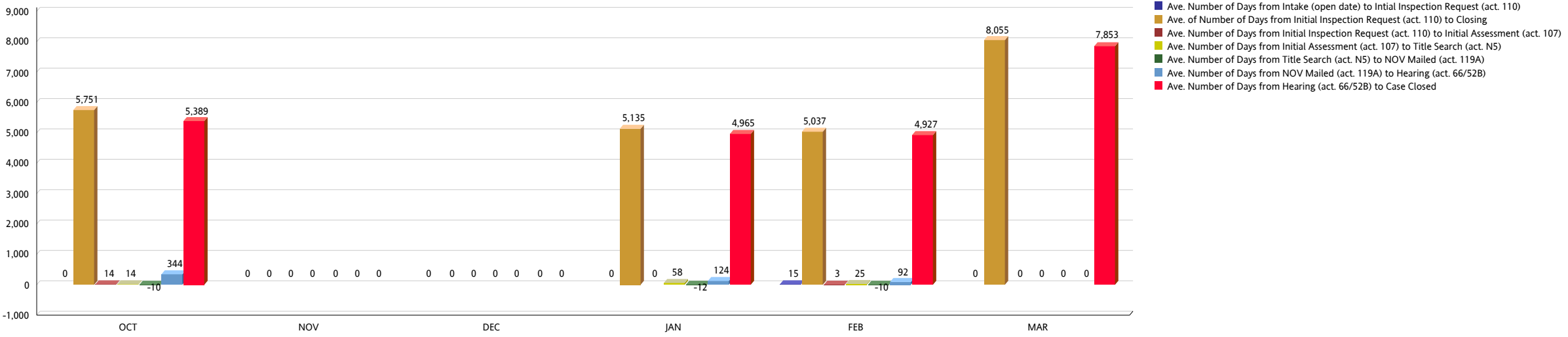
MIAMI-DADE COUNTY
DEPARTMENT OF REGULATORY AND ECONOMIC RESOURCES (RER)
UNSAFE STRUCTURES MEASURES - COMMERCIAL
From OCTOBER 2023 To SEPTEMBER 2024

COMMERCIAL WITH INJUNCTION (EXCLUDING COUNTY PROPERTIES)	OCT	NOV	DEC	JAN	FEB	MAR	YTD TOTAL
Ave. Number of Days from Intake (open date) to Intial Inspection Request (act. 110)	0	0	0	0	15	0	
Number of Cases from Intake (open date) to Intial Inspection Request (act. 110)	1	0	0	1	1	1	4
Ave. of Number of Days from Initial Inspection Request (act. 110) to Closing	5,751	0	0	5,135	5,037	8,055	
Number of Cases from Initial Inspection Request (act. 110) to Closing	1	0	0	1	1	1	4
Ave. Number of Days from Initial Inspection Request (act. 110) to Initial Assessment (act. 107)	14	0	0	0	3	0	
Number of Cases Closed from Initial Inspection Request (act. 110) to Initial Assessment (act. 107)	1	0	0	1	1	0	3
Ave. Number of Days from Initial Assessment (act. 107) to Title Search (act. N5)	14	0	0	58	25	0	
Number of Cases from Initial Assessment (act. 107) to Title Search (act. N5)	1	0	0	1	1	0	3
Ave. Number of Days from Title Search (act. N5) to NOV Mailed (act. 119A)	-10	0	0	-12	-10	0	
Number of Cases from Title Search (act. N5) to NOV Mailed (act. 119A)	1	0	0	1	1	0	3
Ave. Number of Days from NOV Mailed (act. 119A) to Hearing (act. 66/52B)	344	0	0	124	92	0	
Number of Cases from NOV Mailed (act. 119A) to Hearing (act. 66/52B)	1	0	0	1	1	0	3
Ave. Number of Days from Hearing (act. 66/52B) to Case Closed	5,389	0	0	4,965	4,927	7,853	
Number of Cases from Hearing (act. 66/52B) to Case Closed	1	0	0	1	1	1	4

	Weighted Average
Ave. Number of Days from Intake (open date) to Intial Inspection Request (act. 110)	3.75
Ave. of Number of Days from Initial Inspection Request (act. 110) to Closing	5,994.50
Ave. Number of Days from Initial Inspection Request (act. 110) to Initial Assessment (act. 107)	5.67
Ave. Number of Days from Initial Assessment (act. 107) to Title Search (act. N5)	32.33
Ave. Number of Days from Title Search (act. N5) to NOV Mailed (act. 119A)	-10.67
Ave. Number of Days from NOV Mailed (act. 119A) to Hearing (act. 66/52B)	186.67
Ave. Number of Days from Hearing (act. 66/52B) to Case Closed	5,783.50

MIAMI-DADE COUNTY
DEPARTMENT OF REGULATORY AND ECONOMIC RESOURCES (RER)
UNSAFE STRUCTURES MEASURES - COMMERCIAL
From OCTOBER 2023 To SEPTEMBER 2024

COMMERCIAL / WITH INJUNCTION / EXCLUDING COUNTY PROPERTIES



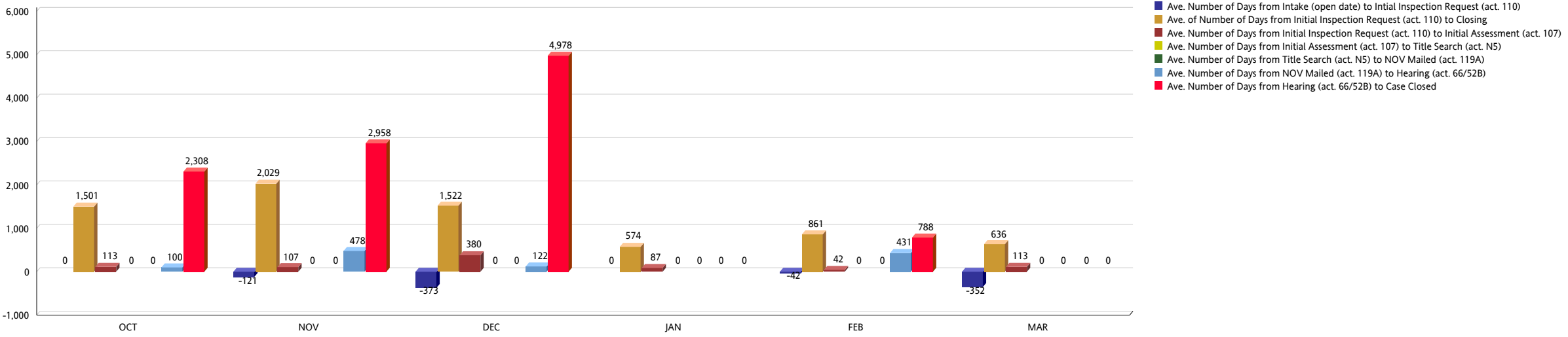
MIAMI-DADE COUNTY
DEPARTMENT OF REGULATORY AND ECONOMIC RESOURCES (RER)
UNSAFE STRUCTURES MEASURES - COMMERCIAL
From OCTOBER 2023 To SEPTEMBER 2024

COMMERCIAL NO INJUNCTION (COUNTY PROPERTIES)	OCT	NOV	DEC	JAN	FEB	MAR	YTD TOTAL
Ave. Number of Days from Intake (open date) to Intial Inspection Request (act. 110)	0	-121	-373	0	-42	-352	
Number of Cases from Intake (open date) to Intial Inspection Request (act. 110)	2	6	5	3	7	2	25
Ave. of Number of Days from Initial Inspection Request (act. 110) to Closing	1,501	2,029	1,522	574	861	636	
Number of Cases from Initial Inspection Request (act. 110) to Closing	2	6	5	3	7	2	25
Ave. Number of Days from Initial Inspection Request (act. 110) to Initial Assessment (act. 107)	113	107	380	87	42	113	
Number of Cases Closed from Initial Inspection Request (act. 110) to Initial Assessment (act. 107)	1	4	3	3	4	1	16
Ave. Number of Days from Initial Assessment (act. 107) to Title Search (act. N5)	0	0	0	0	0	0	
Number of Cases from Initial Assessment (act. 107) to Title Search (act. N5)	0	0	0	0	0	0	0
Ave. Number of Days from Title Search (act. N5) to NOV Mailed (act. 119A)	0	0	0	0	0	0	
Number of Cases from Title Search (act. N5) to NOV Mailed (act. 119A)	0	0	0	0	0	0	0
Ave. Number of Days from NOV Mailed (act. 119A) to Hearing (act. 66/52B)	100	478	122	0	431	0	
Number of Cases from NOV Mailed (act. 119A) to Hearing (act. 66/52B)	1	3	1	0	4	0	9
Ave. Number of Days from Hearing (act. 66/52B) to Case Closed	2,308	2,958	4,978	0	788	0	
Number of Cases from Hearing (act. 66/52B) to Case Closed	1	3	1	0	4	0	9

	Weighted Average
Ave. Number of Days from Intake (open date) to Intial Inspection Request (act. 110)	-143.56
Ave. of Number of Days from Initial Inspection Request (act. 110) to Closing	1,272.28
Ave. Number of Days from Initial Inspection Request (act. 110) to Initial Assessment (act. 107)	138.94
Ave. Number of Days from Initial Assessment (act. 107) to Title Search (act. N5)	0
Ave. Number of Days from Title Search (act. N5) to NOV Mailed (act. 119A)	0
Ave. Number of Days from NOV Mailed (act. 119A) to Hearing (act. 66/52B)	375.56
Ave. Number of Days from Hearing (act. 66/52B) to Case Closed	2,145.78

MIAMI-DADE COUNTY
DEPARTMENT OF REGULATORY AND ECONOMIC RESOURCES (RER)
UNSAFE STRUCTURES MEASURES - COMMERCIAL
From OCTOBER 2023 To SEPTEMBER 2024

COMMERCIAL / NO INJUNCTION / COUNTY PROPERTIES



MIAMI-DADE COUNTY
DEPARTMENT OF REGULATORY AND ECONOMIC RESOURCES (RER)
UNSAFE STRUCTURES MEASURES - COMMERCIAL
From OCTOBER 2023 To SEPTEMBER 2024

COMMERCIAL WITH INJUNCTION (COUNTY PROPERTIES)	OCT	NOV	DEC	JAN	FEB	MAR	YTD TOTAL
Ave. Number of Days from Intake (open date) to Intial Inspection Request (act. 110)	0	0	0	0	0	0	
Number of Cases from Intake (open date) to Intial Inspection Request (act. 110)	0	0	0	0	0	0	0
Ave. of Number of Days from Initial Inspection Request (act. 110) to Closing	0	0	0	0	0	0	
Number of Cases from Initial Inspection Request (act. 110) to Closing	0	0	0	0	0	0	0
Ave. Number of Days from Initial Inspection Request (act. 110) to Initial Assessment (act. 107)	0	0	0	0	0	0	
Number of Cases Closed from Initial Inspection Request (act. 110) to Initial Assessment (act. 107)	0	0	0	0	0	0	0
Ave. Number of Days from Initial Assessment (act. 107) to Title Search (act. N5)	0	0	0	0	0	0	
Number of Cases from Initial Assessment (act. 107) to Title Search (act. N5)	0	0	0	0	0	0	0
Ave. Number of Days from Title Search (act. N5) to NOV Mailed (act. 119A)	0	0	0	0	0	0	
Number of Cases from Title Search (act. N5) to NOV Mailed (act. 119A)	0	0	0	0	0	0	0
Ave. Number of Days from NOV Mailed (act. 119A) to Hearing (act. 66/52B)	0	0	0	0	0	0	
Number of Cases from NOV Mailed (act. 119A) to Hearing (act. 66/52B)	0	0	0	0	0	0	0
Ave. Number of Days from Hearing (act. 66/52B) to Case Closed	0	0	0	0	0	0	
Number of Cases from Hearing (act. 66/52B) to Case Closed	0	0	0	0	0	0	0

	Weighted Average
Ave. Number of Days from Intake (open date) to Intial Inspection Request (act. 110)	0
Ave. of Number of Days from Initial Inspection Request (act. 110) to Closing	0
Ave. Number of Days from Initial Inspection Request (act. 110) to Initial Assessment (act. 107)	0
Ave. Number of Days from Initial Assessment (act. 107) to Title Search (act. N5)	0
Ave. Number of Days from Title Search (act. N5) to NOV Mailed (act. 119A)	0
Ave. Number of Days from NOV Mailed (act. 119A) to Hearing (act. 66/52B)	0
Ave. Number of Days from Hearing (act. 66/52B) to Case Closed	0

MIAMI-DADE COUNTY
DEPARTMENT OF REGULATORY AND ECONOMIC RESOURCES (RER)
UNSAFE STRUCTURES MEASURES - COMMERCIAL
From OCTOBER 2023 To SEPTEMBER 2024

COMMERCIAL / WITH INJUNCTION / COUNTY PROPERTIES

