

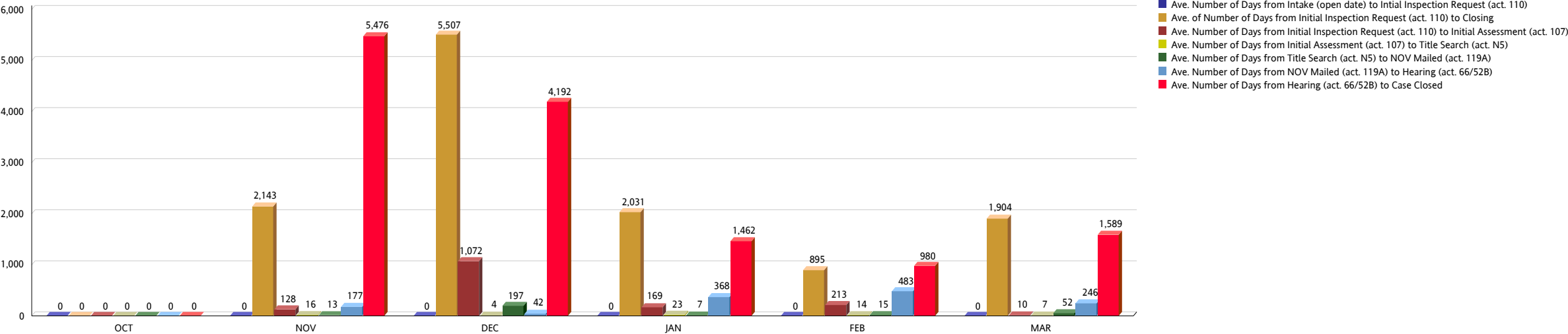
MIAMI-DADE COUNTY
DEPARTMENT OF REGULATORY AND ECONOMIC RESOURCES (RER)
UNSAFE STRUCTURES MEASURES - RESIDENTIAL
From OCTOBER 2023 To SEPTEMBER 2024

| RESIDENTIAL NO INJUNCTION (ALL PROPERTIES) | OCT | NOV | DEC | JAN | FEB | MAR | YTD TOTAL |
|--|-----|-------|-------|-------|-----|-------|-----------|
| Ave. Number of Days from Intake (open date) to Intial Inspection Request (act. 110) | 0 | 0 | 0 | 0 | 0 | 0 | |
| Number of Cases from Intake (open date) to Intial Inspection Request (act. 110) | 0 | 3 | 1 | 3 | 2 | 2 | 11 |
| Ave. of Number of Days from Initial Inspection Request (act. 110) to Closing | 0 | 2,143 | 5,507 | 2,031 | 895 | 1,904 | |
| Number of Cases from Initial Inspection Request (act. 110) to Closing | 0 | 3 | 1 | 3 | 2 | 2 | 11 |
| Ave. Number of Days from Initial Inspection Request (act. 110) to Initial Assessment (act. 107) | 0 | 128 | 1,072 | 169 | 213 | 10 | |
| Number of Cases Closed from Initial Inspection Request (act. 110) to Initial Assessment (act. 107) | 0 | 3 | 1 | 3 | 1 | 2 | 10 |
| Ave. Number of Days from Initial Assessment (act. 107) to Title Search (act. N5) | 0 | 16 | 4 | 23 | 14 | 7 | |
| Number of Cases from Initial Assessment (act. 107) to Title Search (act. N5) | 0 | 3 | 1 | 3 | 1 | 2 | 10 |
| Ave. Number of Days from Title Search (act. N5) to NOV Mailed (act. 119A) | 0 | 13 | 197 | 7 | 15 | 52 | |
| Number of Cases from Title Search (act. N5) to NOV Mailed (act. 119A) | 0 | 2 | 1 | 3 | 1 | 2 | 9 |
| Ave. Number of Days from NOV Mailed (act. 119A) to Hearing (act. 66/52B) | 0 | 177 | 42 | 368 | 483 | 246 | |
| Number of Cases from NOV Mailed (act. 119A) to Hearing (act. 66/52B) | 0 | 1 | 1 | 3 | 1 | 2 | 8 |
| Ave. Number of Days from Hearing (act. 66/52B) to Case Closed | 0 | 5,476 | 4,192 | 1,462 | 980 | 1,589 | |
| Number of Cases from Hearing (act. 66/52B) to Case Closed | 0 | 1 | 1 | 3 | 1 | 2 | 8 |

| | Weighted Average |
|---|------------------|
| Ave. Number of Days from Intake (open date) to Intial Inspection Request (act. 110) | 0 |
| Ave. of Number of Days from Initial Inspection Request (act. 110) to Closing | 2,147.91 |
| Ave. Number of Days from Initial Inspection Request (act. 110) to Initial Assessment (act. 107) | 219.60 |
| Ave. Number of Days from Initial Assessment (act. 107) to Title Search (act. N5) | 14.90 |
| Ave. Number of Days from Title Search (act. N5) to NOV Mailed (act. 119A) | 40.33 |
| Ave. Number of Days from NOV Mailed (act. 119A) to Hearing (act. 66/52B) | 287.25 |
| Ave. Number of Days from Hearing (act. 66/52B) to Case Closed | 2,276.50 |

MIAMI-DADE COUNTY
DEPARTMENT OF REGULATORY AND ECONOMIC RESOURCES (RER)
UNSAFE STRUCTURES MEASURES - RESIDENTIAL
From OCTOBER 2023 To SEPTEMBER 2024

RESIDENTIAL / NO INJUNCTION / ALL PROPERTIES



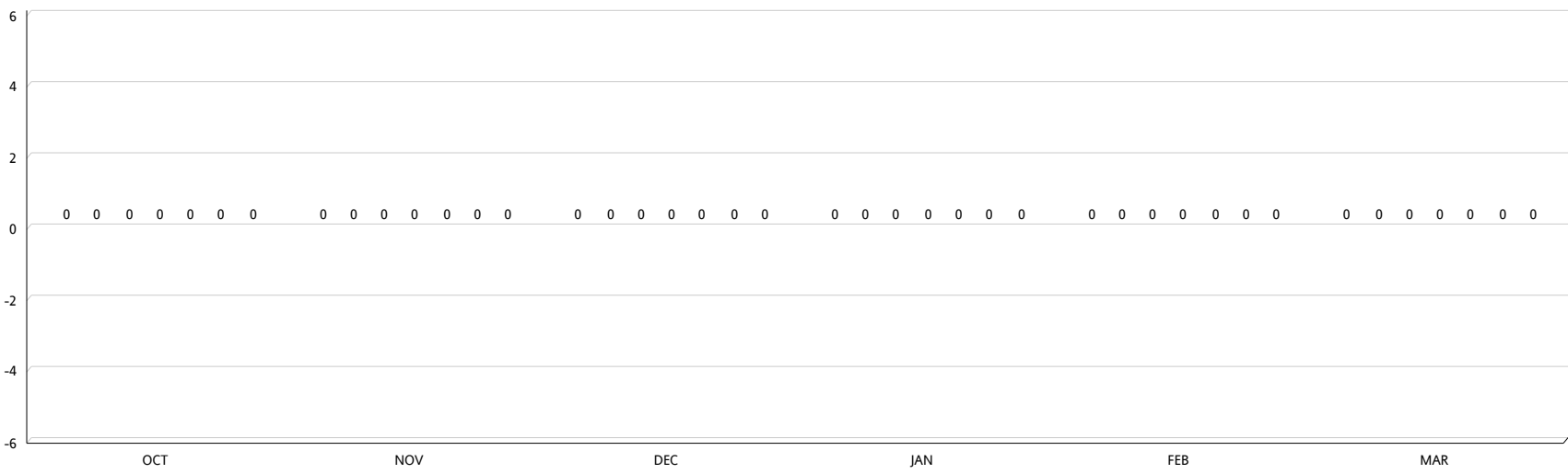
MIAMI-DADE COUNTY
DEPARTMENT OF REGULATORY AND ECONOMIC RESOURCES (RER)
UNSAFE STRUCTURES MEASURES - RESIDENTIAL
From OCTOBER 2023 To SEPTEMBER 2024

| RESIDENTIAL WITH INJUNCTION (ALL PROPERTIES) | OCT | NOV | DEC | JAN | FEB | MAR | YTD TOTAL |
|--|-----|-----|-----|-----|-----|-----|-----------|
| Ave. Number of Days from Intake (open date) to Intial Inspection Request (act. 110) | 0 | 0 | 0 | 0 | 0 | 0 | |
| Number of Cases from Intake (open date) to Intial Inspection Request (act. 110) | 0 | 0 | 0 | 0 | 0 | 0 | 0 |
| Ave. of Number of Days from Initial Inspection Request (act. 110) to Closing | 0 | 0 | 0 | 0 | 0 | 0 | |
| Number of Cases from Initial Inspection Request (act. 110) to Closing | 0 | 0 | 0 | 0 | 0 | 0 | 0 |
| Ave. Number of Days from Initial Inspection Request (act. 110) to Initial Assessment (act. 107) | 0 | 0 | 0 | 0 | 0 | 0 | |
| Number of Cases Closed from Initial Inspection Request (act. 110) to Initial Assessment (act. 107) | 0 | 0 | 0 | 0 | 0 | 0 | 0 |
| Ave. Number of Days from Initial Assessment (act. 107) to Title Search (act. N5) | 0 | 0 | 0 | 0 | 0 | 0 | |
| Number of Cases from Initial Assessment (act. 107) to Title Search (act. N5) | 0 | 0 | 0 | 0 | 0 | 0 | 0 |
| Ave. Number of Days from Title Search (act. N5) to NOV Mailed (act. 119A) | 0 | 0 | 0 | 0 | 0 | 0 | |
| Number of Cases from Title Search (act. N5) to NOV Mailed (act. 119A) | 0 | 0 | 0 | 0 | 0 | 0 | 0 |
| Ave. Number of Days from NOV Mailed (act. 119A) to Hearing (act. 66/52B) | 0 | 0 | 0 | 0 | 0 | 0 | |
| Number of Cases from NOV Mailed (act. 119A) to Hearing (act. 66/52B) | 0 | 0 | 0 | 0 | 0 | 0 | 0 |
| Ave. Number of Days from Hearing (act. 66/52B) to Case Closed | 0 | 0 | 0 | 0 | 0 | 0 | |
| Number of Cases from Hearing (act. 66/52B) to Case Closed | 0 | 0 | 0 | 0 | 0 | 0 | 0 |

| | Weighted Average |
|---|------------------|
| Ave. Number of Days from Intake (open date) to Intial Inspection Request (act. 110) | 0 |
| Ave. of Number of Days from Initial Inspection Request (act. 110) to Closing | 0 |
| Ave. Number of Days from Initial Inspection Request (act. 110) to Initial Assessment (act. 107) | 0 |
| Ave. Number of Days from Initial Assessment (act. 107) to Title Search (act. N5) | 0 |
| Ave. Number of Days from Title Search (act. N5) to NOV Mailed (act. 119A) | 0 |
| Ave. Number of Days from NOV Mailed (act. 119A) to Hearing (act. 66/52B) | 0 |
| Ave. Number of Days from Hearing (act. 66/52B) to Case Closed | 0 |

MIAMI-DADE COUNTY
DEPARTMENT OF REGULATORY AND ECONOMIC RESOURCES (RER)
UNSAFE STRUCTURES MEASURES - RESIDENTIAL
 From OCTOBER 2023 To SEPTEMBER 2024

RESIDENTIAL / WITH INJUNCTION / ALL PROPERTIES



- Ave. Number of Days from Intake (open date) to Initial Inspection Request (act. 110)
- Ave. of Number of Days from Initial Inspection Request (act. 110) to Closing
- Ave. Number of Days from Initial Inspection Request (act. 110) to Initial Assessment (act. 107)
- Ave. Number of Days from Initial Assessment (act. 107) to Title Search (act. N5)
- Ave. Number of Days from Title Search (act. N5) to NOV Mailed (act. 119A)
- Ave. Number of Days from NOV Mailed (act. 119A) to Hearing (act. 66/52B)
- Ave. Number of Days from Hearing (act. 66/52B) to Case Closed

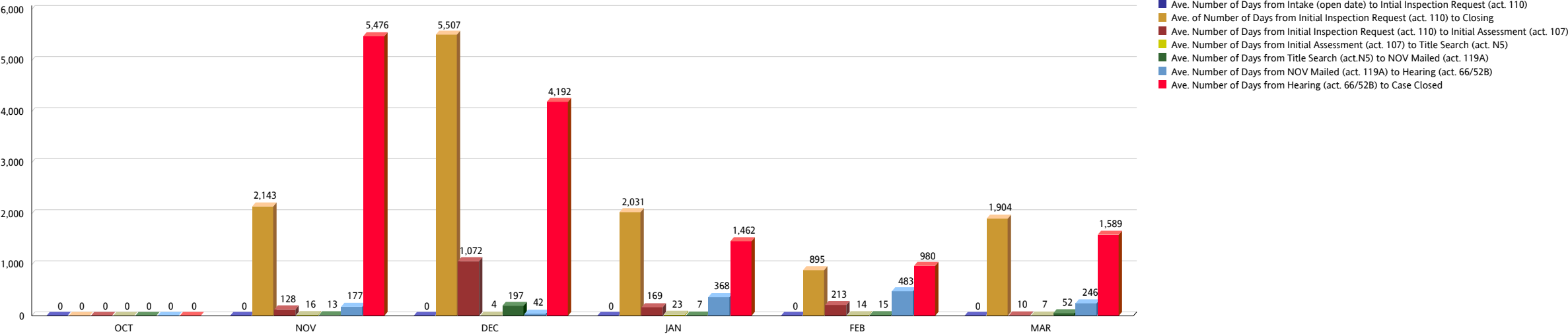
MIAMI-DADE COUNTY
DEPARTMENT OF REGULATORY AND ECONOMIC RESOURCES (RER)
UNSAFE STRUCTURES MEASURES - RESIDENTIAL
From OCTOBER 2023 To SEPTEMBER 2024

| RESIDENTIAL NO INJUNCTION (EXCLUDING COUNTY PROPERTIES) | OCT | NOV | DEC | JAN | FEB | MAR | YTD TOTAL |
|---|-----|-------|-------|-------|-----|-------|-----------|
| Ave. Number of Days from Intake (open date) to Intial Inspection Request (act. 110) | 0 | 0 | 0 | 0 | 0 | 0 | |
| Number of Cases from Intake (open date) to Intial Inspection Request (act. 110) | 0 | 3 | 1 | 3 | 2 | 2 | 11 |
| Ave. of Number of Days from Initial Inspection Request (act. 110) to Closing | 0 | 2,143 | 5,507 | 2,031 | 895 | 1,904 | |
| Number of Cases from Initial Inspection Request (act. 110) to Closing | 0 | 3 | 1 | 3 | 2 | 2 | 11 |
| Ave. Number of Days from Initial Inspection Request (act. 110) to Initial Assessment (act. 107) | 0 | 128 | 1,072 | 169 | 213 | 10 | |
| Number of Cases from Initial Inspection Request (act. 110) to Initial Assessment (act. 107) | 0 | 3 | 1 | 3 | 1 | 2 | 10 |
| Ave. Number of Days from Initial Assessment (act. 107) to Title Search (act. N5) | 0 | 16 | 4 | 23 | 14 | 7 | |
| Number of Cases from Initial Assessment (act. 107) to Title Search (act. N5) | 0 | 3 | 1 | 3 | 1 | 2 | 10 |
| Ave. Number of Days from Title Search (act.N5) to NOV Mailed (act. 119A) | 0 | 13 | 197 | 7 | 15 | 52 | |
| Number of Cases from Title Search (act. N5) to NOV Mailed (act. 119A) | 0 | 2 | 1 | 3 | 1 | 2 | 9 |
| Ave. Number of Days from NOV Mailed (act. 119A) to Hearing (act. 66/52B) | 0 | 177 | 42 | 368 | 483 | 246 | |
| Number of Cases from NOV Mailed (act. 119A) to Hearing (act. 66/52B) | 0 | 1 | 1 | 3 | 1 | 2 | 8 |
| Ave. Number of Days from Hearing (act. 66/52B) to Case Closed | 0 | 5,476 | 4,192 | 1,462 | 980 | 1,589 | 13,699 |
| Number of Cases from Hearing (act. 66/52B) to Case Closed | 0 | 1 | 1 | 3 | 1 | 2 | 8 |

| | Weighted Average |
|---|------------------|
| Ave. Number of Days from Intake (open date) to Intial Inspection Request (act. 110) | 0 |
| Ave. of Number of Days from Initial Inspection Request (act. 110) to Closing | 2,147.91 |
| Ave. Number of Days from Initial Inspection Request (act. 110) to Initial Assessment (act. 107) | 219.60 |
| Ave. Number of Days from Initial Assessment (act. 107) to Title Search (act. N5) | 14.90 |
| Ave. Number of Days from Title Search (act. N5) to NOV Mailed (act. 119A) | 40.33 |
| Ave. Number of Days from NOV Mailed (act. 119A) to Hearing (act. 66/52B) | 287.25 |
| Ave. Number of Days from Hearing (act. 66/52B) to Case Closed | 2,276.50 |

MIAMI-DADE COUNTY
DEPARTMENT OF REGULATORY AND ECONOMIC RESOURCES (RER)
UNSAFE STRUCTURES MEASURES - RESIDENTIAL
From OCTOBER 2023 To SEPTEMBER 2024

RESIDENTIAL / NO INJUNCTION / EXCLUDING COUNTY PROPERTIES



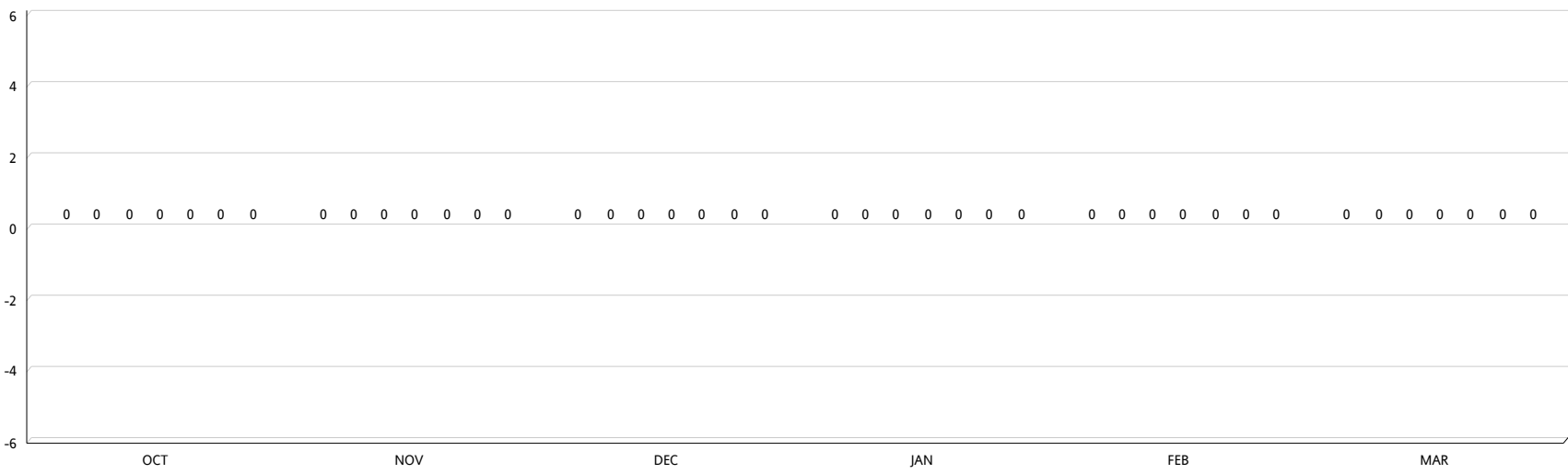
MIAMI-DADE COUNTY
DEPARTMENT OF REGULATORY AND ECONOMIC RESOURCES (RER)
UNSAFE STRUCTURES MEASURES - RESIDENTIAL
From OCTOBER 2023 To SEPTEMBER 2024

| RESIDENTIAL WITH INJUNCTION (EXCLUDING COUNTY PROPERTIES) | OCT | NOV | DEC | JAN | FEB | MAR | YTD TOTAL |
|--|-----|-----|-----|-----|-----|-----|-----------|
| Ave. Number of Days from Intake (open date) to Intial Inspection Request (act. 110) | 0 | 0 | 0 | 0 | 0 | 0 | |
| Number of Cases from Intake (open date) to Intial Inspection Request (act. 110) | 0 | 0 | 0 | 0 | 0 | 0 | 0 |
| Ave. of Number of Days from Initial Inspection Request (act. 110) to Closing | 0 | 0 | 0 | 0 | 0 | 0 | |
| Number of Cases from Initial Inspection Request (act. 110) to Closing | 0 | 0 | 0 | 0 | 0 | 0 | 0 |
| Ave. Number of Days from Initial Inspection Request (act. 110) to Initial Assessment (act. 107) | 0 | 0 | 0 | 0 | 0 | 0 | |
| Number of Cases Closed from Initial Inspection Request (act. 110) to Initial Assessment (act. 107) | 0 | 0 | 0 | 0 | 0 | 0 | 0 |
| Ave. Number of Days from Initial Assessment (act. 107) to Title Search (act. N5) | 0 | 0 | 0 | 0 | 0 | 0 | |
| Number of Cases from Initial Assessment (act. 107) to Title Search (act. N5) | 0 | 0 | 0 | 0 | 0 | 0 | 0 |
| Ave. Number of Days from Title Search (act. N5) to NOV Mailed (act. 119A) | 0 | 0 | 0 | 0 | 0 | 0 | |
| Number of Cases from Title Search (act. N5) to NOV Mailed (act. 119A) | 0 | 0 | 0 | 0 | 0 | 0 | 0 |
| Ave. Number of Days from NOV Mailed (act. 119A) to Hearing (act. 66/52B) | 0 | 0 | 0 | 0 | 0 | 0 | |
| Number of Cases from NOV Mailed (act. 119A) to Hearing (act. 66/52B) | 0 | 0 | 0 | 0 | 0 | 0 | 0 |
| Ave. Number of Days from Hearing (act. 66/52B) to Case Closed | 0 | 0 | 0 | 0 | 0 | 0 | |
| Number of Cases from Hearing (act. 66/52B) to Case Closed | 0 | 0 | 0 | 0 | 0 | 0 | 0 |

| | Weighted Average |
|---|------------------|
| Ave. Number of Days from Intake (open date) to Intial Inspection Request (act. 110) | 0 |
| Ave. of Number of Days from Initial Inspection Request (act. 110) to Closing | 0 |
| Ave. Number of Days from Initial Inspection Request (act. 110) to Initial Assessment (act. 107) | 0 |
| Ave. Number of Days from Initial Assessment (act. 107) to Title Search (act. N5) | 0 |
| Ave. Number of Days from Title Search (act. N5) to NOV Mailed (act. 119A) | 0 |
| Ave. Number of Days from NOV Mailed (act. 119A) to Hearing (act. 66/52B) | 0 |
| Ave. Number of Days from Hearing (act. 66/52B) to Case Closed | 0 |

MIAMI-DADE COUNTY
DEPARTMENT OF REGULATORY AND ECONOMIC RESOURCES (RER)
UNSAFE STRUCTURES MEASURES - RESIDENTIAL
From OCTOBER 2023 To SEPTEMBER 2024

RESIDENTIAL / WITH INJUNCTION / EXCLUDING COUNTY PROPERTIES



- Ave. Number of Days from Intake (open date) to Intial Inspection Request (act. 110)
- Ave. of Number of Days from Initial Inspection Request (act. 110) to Closing
- Ave. Number of Days from Initial Inspection Request (act. 110) to Initial Assessment (act. 107)
- Ave. Number of Days from Initial Assessment (act. 107) to Title Search (act. N5)
- Ave. Number of Days from Title Search (act. N5) to NOV Mailed (act. 119A)
- Ave. Number of Days from NOV Mailed (act. 119A) to Hearing (act. 66/52B)
- Ave. Number of Days from Hearing (act. 66/52B) to Case Closed

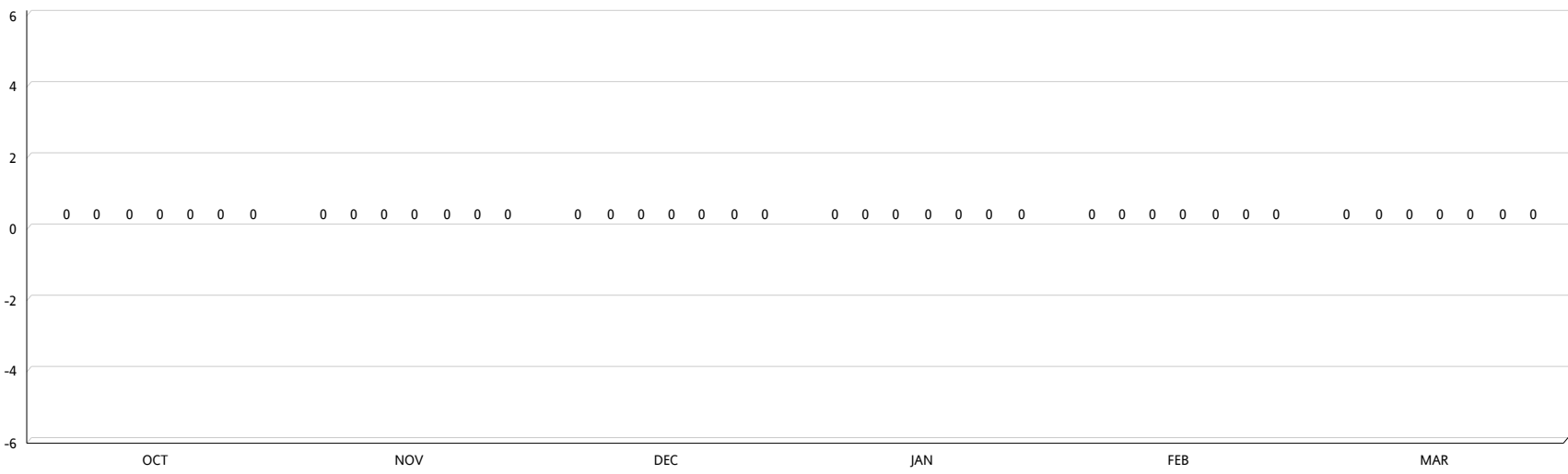
MIAMI-DADE COUNTY
DEPARTMENT OF REGULATORY AND ECONOMIC RESOURCES (RER)
UNSAFE STRUCTURES MEASURES - RESIDENTIAL
From OCTOBER 2023 To SEPTEMBER 2024

| RESIDENTIAL NO INJUNCTION (COUNTY PROPERTIES) | OCT | NOV | DEC | JAN | FEB | MAR | YTD TOTAL |
|--|-----|-----|-----|-----|-----|-----|-----------|
| Ave. Number of Days from Intake (open date) to Intial Inspection Request (act. 110) | 0 | 0 | 0 | 0 | 0 | 0 | |
| Number of Cases from Intake (open date) to Intial Inspection Request (act. 110) | 0 | 0 | 0 | 0 | 0 | 0 | 0 |
| Ave. of Number of Days from Initial Inspection Request (act. 110) to Closing | 0 | 0 | 0 | 0 | 0 | 0 | |
| Number of Cases from Initial Inspection Request (act. 110) to Closing | 0 | 0 | 0 | 0 | 0 | 0 | 0 |
| Ave. Number of Days from Initial Inspection Request (act. 110) to Initial Assessment (act. 107) | 0 | 0 | 0 | 0 | 0 | 0 | |
| Number of Cases Closed from Initial Inspection Request (act. 110) to Initial Assessment (act. 107) | 0 | 0 | 0 | 0 | 0 | 0 | 0 |
| Ave. Number of Days from Initial Assessment (act. 107) to Title Search (act. N5) | 0 | 0 | 0 | 0 | 0 | 0 | |
| Number of Cases from Initial Assessment (act. 107) to Title Search (act. N5) | 0 | 0 | 0 | 0 | 0 | 0 | 0 |
| Ave. Number of Days from Title Search (act. N5) to NOV Mailed (act. 119A) | 0 | 0 | 0 | 0 | 0 | 0 | |
| Number of Cases from Title Search (act. N5) to NOV Mailed (act. 119A) | 0 | 0 | 0 | 0 | 0 | 0 | 0 |
| Ave. Number of Days from NOV Mailed (act. 119A) to Hearing (act. 66/52B) | 0 | 0 | 0 | 0 | 0 | 0 | |
| Number of Cases from NOV Mailed (act. 119A) to Hearing (act. 66/52B) | 0 | 0 | 0 | 0 | 0 | 0 | 0 |
| Ave. Number of Days from Hearing (act. 66/52B) to Case Closed | 0 | 0 | 0 | 0 | 0 | 0 | |
| Number of Cases from Hearing (act. 66/52B) to Case Closed | 0 | 0 | 0 | 0 | 0 | 0 | 0 |

| | Weighted Average |
|---|------------------|
| Ave. Number of Days from Intake (open date) to Intial Inspection Request (act. 110) | 0 |
| Ave. of Number of Days from Initial Inspection Request (act. 110) to Closing | 0 |
| Ave. Number of Days from Initial Inspection Request (act. 110) to Initial Assessment (act. 107) | 0 |
| Ave. Number of Days from Initial Assessment (act. 107) to Title Search (act. N5) | 0 |
| Ave. Number of Days from Title Search (act. N5) to NOV Mailed (act. 119A) | 0 |
| Ave. Number of Days from NOV Mailed (act. 119A) to Hearing (act. 66/52B) | 0 |
| Ave. Number of Days from Hearing (act. 66/52B) to Case Closed | 0 |

MIAMI-DADE COUNTY
DEPARTMENT OF REGULATORY AND ECONOMIC RESOURCES (RER)
UNSAFE STRUCTURES MEASURES - RESIDENTIAL
From OCTOBER 2023 To SEPTEMBER 2024

RESIDENTIAL / NO INJUNCTION / COUNTY PROPERTIES



- Ave. Number of Days from Intake (open date) to Initial Inspection Request (act. 110)
- Ave. of Number of Days from Initial Inspection Request (act. 110) to Closing
- Ave. Number of Days from Initial Inspection Request (act. 110) to Initial Assessment (act. 107)
- Ave. Number of Days from Initial Assessment (act. 107) to Title Search (act. N5)
- Ave. Number of Days from Title Search (act. N5) to NOV Mailed (act. 119A)
- Ave. Number of Days from NOV Mailed (act. 119A) to Hearing (act. 66/52B)
- Ave. Number of Days from Hearing (act. 66/52B) to Case Closed

MIAMI-DADE COUNTY
DEPARTMENT OF REGULATORY AND ECONOMIC RESOURCES (RER)
UNSAFE STRUCTURES MEASURES - RESIDENTIAL
From OCTOBER 2023 To SEPTEMBER 2024

| RESIDENTIAL WITH INJUNCTION (COUNTY PROPERTIES) | OCT | NOV | DEC | JAN | FEB | MAR | YTD TOTAL |
|--|-----|-----|-----|-----|-----|-----|-----------|
| Ave. Number of Days from Intake (open date) to Intial Inspection Request (act. 110) | 0 | 0 | 0 | 0 | 0 | 0 | |
| Number of Cases from Intake (open date) to Intial Inspection Request (act. 110) | 0 | 0 | 0 | 0 | 0 | 0 | 0 |
| Ave. of Number of Days from Initial Inspection Request (act. 110) to Closing | 0 | 0 | 0 | 0 | 0 | 0 | |
| Number of Cases from Initial Inspection Request (act. 110) to Closing | 0 | 0 | 0 | 0 | 0 | 0 | 0 |
| Ave. Number of Days from Initial Inspection Request (act. 110) to Initial Assessment (act. 107) | 0 | 0 | 0 | 0 | 0 | 0 | |
| Number of Cases Closed from Initial Inspection Request (act. 110) to Initial Assessment (act. 107) | 0 | 0 | 0 | 0 | 0 | 0 | 0 |
| Ave. Number of Days from Initial Assessment (act. 107) to Title Search (act. N5) | 0 | 0 | 0 | 0 | 0 | 0 | |
| Number of Cases from Initial Assessment (act. 107) to Title Search (act. N5) | 0 | 0 | 0 | 0 | 0 | 0 | 0 |
| Ave. Number of Days from Title Search (act. N5) to NOV Mailed (act. 119A) | 0 | 0 | 0 | 0 | 0 | 0 | |
| Number of Cases from Title Search (act. N5) to NOV Mailed (act. 119A) | 0 | 0 | 0 | 0 | 0 | 0 | 0 |
| Ave. Number of Days from NOV Mailed (act. 119A) to Hearing (act. 66/52B) | 0 | 0 | 0 | 0 | 0 | 0 | |
| Number of Cases from NOV Mailed (act. 119A) to Hearing (act. 66/52B) | 0 | 0 | 0 | 0 | 0 | 0 | 0 |
| Ave. Number of Days from Hearing (act. 66/52B) to Case Closed | 0 | 0 | 0 | 0 | 0 | 0 | |
| Number of Cases from Hearing (act. 66/52B) to Case Closed | 0 | 0 | 0 | 0 | 0 | 0 | 0 |

| | Weighted Average |
|---|------------------|
| Ave. Number of Days from Intake (open date) to Intial Inspection Request (act. 110) | 0 |
| Ave. of Number of Days from Initial Inspection Request (act. 110) to Closing | 0 |
| Ave. Number of Days from Initial Inspection Request (act. 110) to Initial Assessment (act. 107) | 0 |
| Ave. Number of Days from Initial Assessment (act. 107) to Title Search (act. N5) | 0 |
| Ave. Number of Days from Title Search (act. N5) to NOV Mailed (act. 119A) | 0 |
| Ave. Number of Days from NOV Mailed (act. 119A) to Hearing (act. 66/52B) | 0 |
| Ave. Number of Days from Hearing (act. 66/52B) to Case Closed | 0 |

MIAMI-DADE COUNTY
DEPARTMENT OF REGULATORY AND ECONOMIC RESOURCES (RER)
UNSAFE STRUCTURES MEASURES - RESIDENTIAL
From OCTOBER 2023 To SEPTEMBER 2024

RESIDENTIAL / WITH INJUNCTION / COUNTY PROPERTIES

