

**MIAMI-DADE COUNTY**  
**DEPARTMENT OF REGULATORY AND ECONOMIC RESOURCES (RER)**  
**AVERAGE INSPECTIONS PER TRADE**  
**Business Plan**  
**FY: 2024 / 2025**  
**From OCTOBER 1st, 2024 To SEPTEMBER 30th, 2025**

TRADE	OCT				NOV				DEC			
	# of Inspectors	# of Inspections	# of Working Days	Avg Inspections/Day	# of Inspectors	# of Inspections	# of Working Days	Avg Inspections/Day	# of Inspectors	# of Inspections	# of Working Days	Avg Inspections/Day
BUILDING *	13	5,857	22	20.5	13	5,095	18	21.8	13	4,846	21	17.8
ELECTRICAL	7	4,315	22	28.0	7	3,704	18	29.4	7	3,467	21	23.6
MECHANICAL	11	1,067	22	4.4	11	985	18	5.0	11	924	21	4.0
PLUMBING	9	2,037	22	10.3	9	1,752	18	10.8	9	1,824	21	9.7
ROOFING	5	4,405	22	40.0	5	4,265	18	47.4	5	3,935	21	37.5
<b>Total</b>	<b>45</b>	<b>17,681</b>	<b>22</b>	<b>17.9</b>	<b>45</b>	<b>15,801</b>	<b>18</b>	<b>19.5</b>	<b>45</b>	<b>14,996</b>	<b>21</b>	<b>15.9</b>

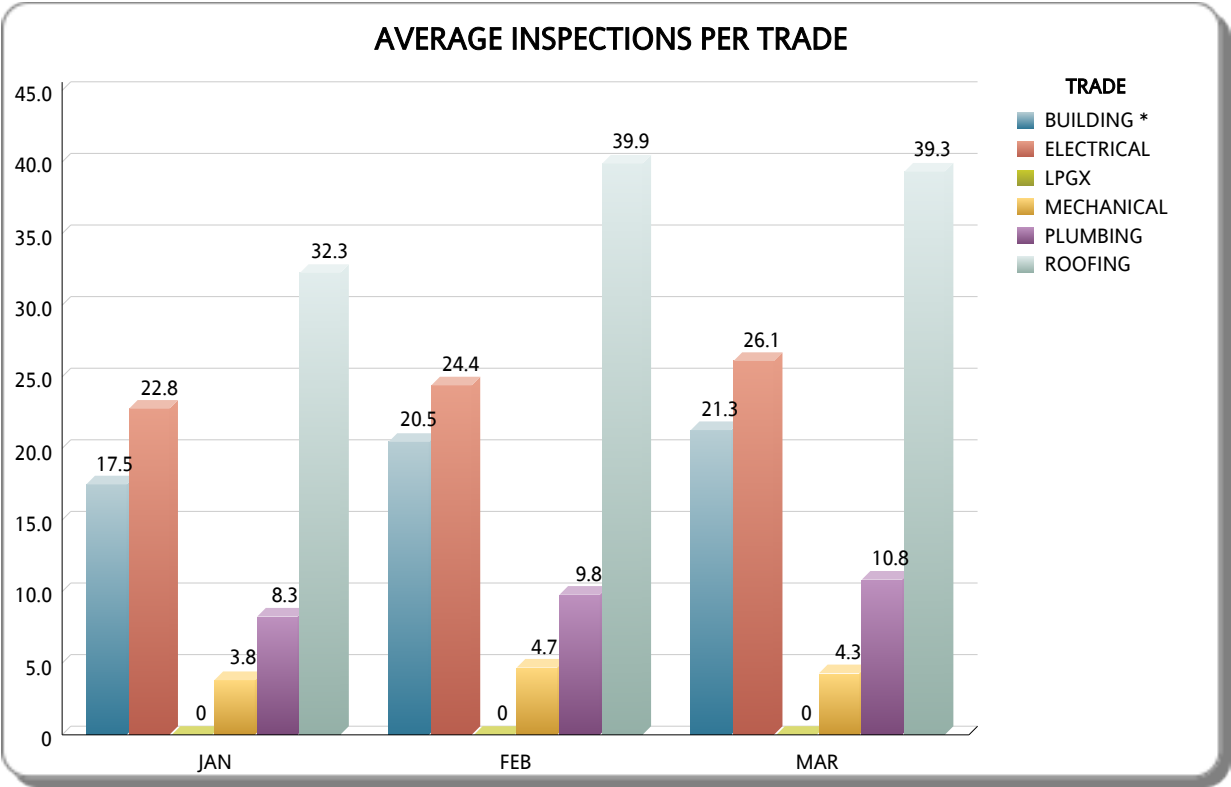
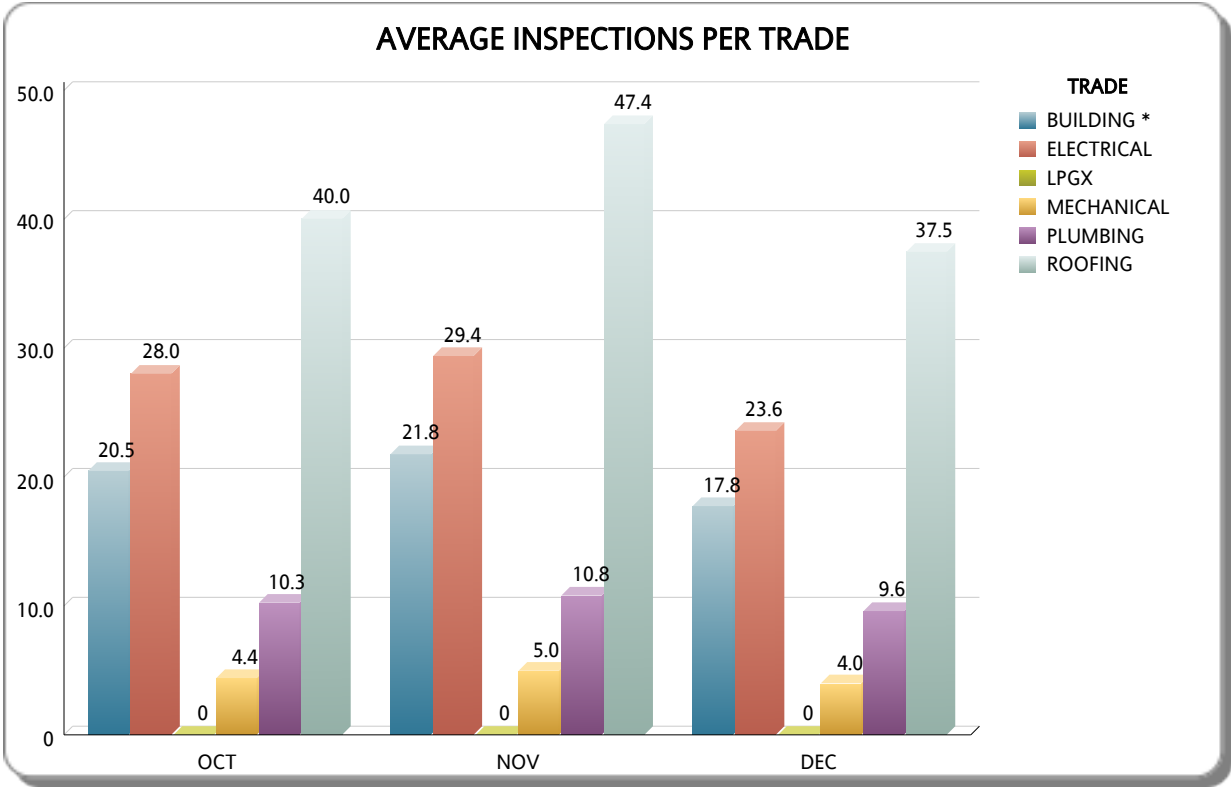
TRADE	JAN				FEB				MAR			
	# of Inspectors	# of Inspections	# of Working Days	Avg Inspections/Day	# of Inspectors	# of Inspections	# of Working Days	Avg Inspections/Day	# of Inspectors	# of Inspections	# of Working Days	Avg Inspections/Day
BUILDING *	13	4,775	21	17.5	13	5,053	19	20.5	13	5,810	21	21.3
ELECTRICAL	7	3,348	21	22.8	7	3,246	19	24.4	7	3,838	21	26.1
MECHANICAL	11	883	21	3.8	11	982	19	4.7	11	994	21	4.3
PLUMBING	9	1,568	21	8.3	9	1,677	19	9.8	9	2,054	21	10.9
ROOFING	5	3,387	21	32.3	5	3,790	19	39.9	5	4,130	21	39.3
<b>Total</b>	<b>45</b>	<b>13,961</b>	<b>21</b>	<b>14.8</b>	<b>45</b>	<b>14,748</b>	<b>19</b>	<b>17.2</b>	<b>45</b>	<b>16,826</b>	<b>21</b>	<b>17.8</b>

\* Includes Zoning Inspections  
 May 8, 2025

**MIAMI-DADE COUNTY**  
**DEPARTMENT OF REGULATORY AND ECONOMIC RESOURCES (RER)**  
**AVERAGE INSPECTIONS PER TRADE**  
**Business Plan**  
**FY: 2024 / 2025**  
**From OCTOBER 1st, 2024 To SEPTEMBER 30th, 2025**

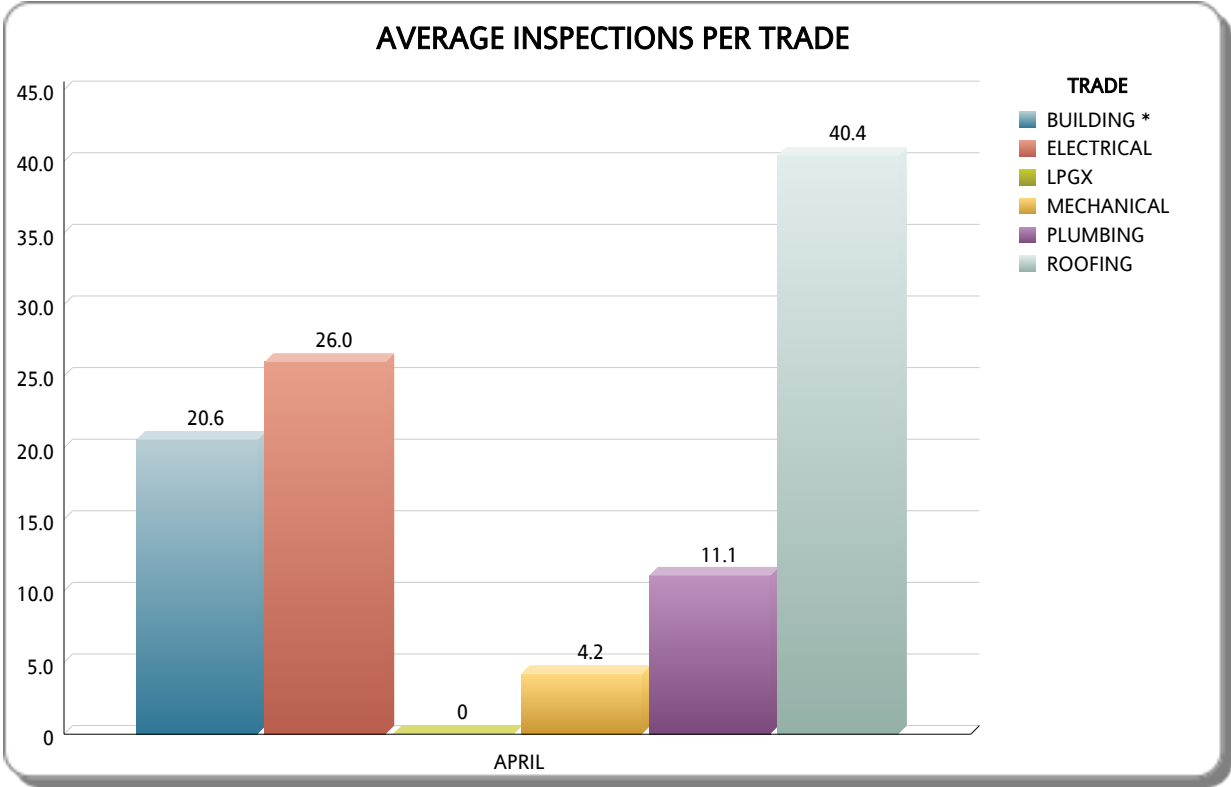
TRADE	APRIL			
	# of Inspectors	# of Inspections	# of Working Days	Avg Inspections/Day
BUILDING *	13	5,883	22	20.6
ELECTRICAL	7	4,004	22	26.0
MECHANICAL	11	1,020	22	4.2
PLUMBING	9	2,202	22	11.1
ROOFING	5	4,444	22	40.4
<b>Total</b>	<b>45</b>	<b>17,553</b>	<b>22</b>	<b>17.7</b>

**MIAMI-DADE COUNTY**  
**DEPARTMENT OF REGULATORY AND ECONOMIC RESOURCES (RER)**  
**AVERAGE INSPECTIONS PER TRADE**  
**Business Plan**  
**FY: 2024 / 2025**  
**From OCTOBER 1st, 2024 To SEPTEMBER 30th, 2025**



\* Includes Zoning Inspections  
 May 8, 2025

MIAMI-DADE COUNTY  
DEPARTMENT OF REGULATORY AND ECONOMIC RESOURCES (RER)  
*AVERAGE INSPECTIONS PER TRADE*  
**Business Plan**  
FY: 2024 / 2025  
From OCTOBER 1st, 2024 To SEPTEMBER 30th, 2025



\* Includes Zoning Inspections  
May 8, 2025