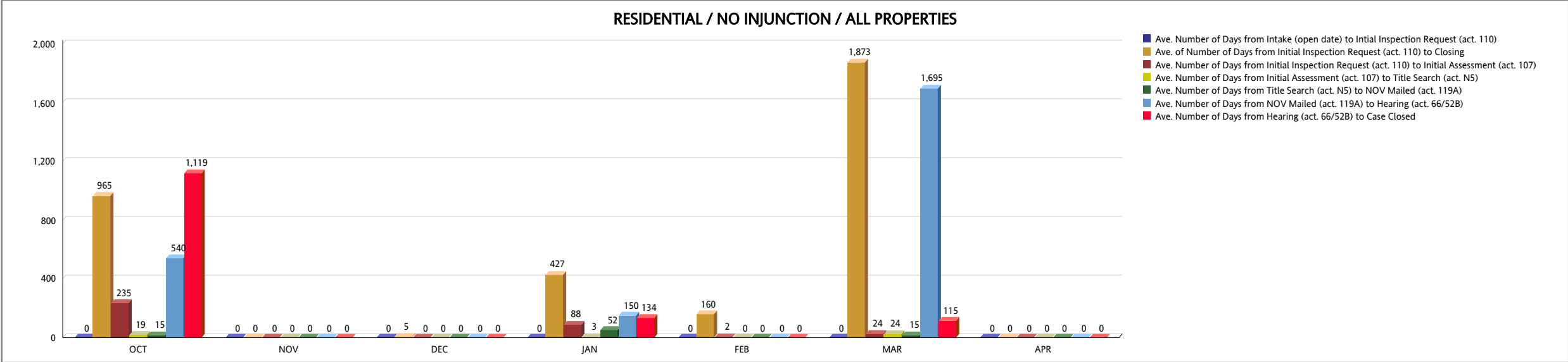


**MIAMI-DADE COUNTY**  
**DEPARTMENT OF REGULATORY AND ECONOMIC RESOURCES (RER)**  
**UNSAFE STRUCTURES MEASURES - RESIDENTIAL**  
**From OCTOBER 2024 To SEPTEMBER 2025**

RESIDENTIAL NO INJUNCTION (ALL PROPERTIES)	OCT	NOV	DEC	JAN	FEB	MAR	APR	YTD TOTAL
Ave. Number of Days from Intake (open date) to Intial Inspection Request (act. 110)	0	0	0	0	0	0	0	
Number of Cases from Intake (open date) to Intial Inspection Request (act. 110)	2	0	2	1	1	1	0	7
Ave. of Number of Days from Initial Inspection Request (act. 110) to Closing	965	0	5	427	160	1,873	0	
Number of Cases from Initial Inspection Request (act. 110) to Closing	2	0	2	1	1	1	0	7
Ave. Number of Days from Initial Inspection Request (act. 110) to Initial Assessment (act. 107)	235	0	0	88	2	24	0	
Number of Cases Closed from Initial Inspection Request (act. 110) to Initial Assessment (act. 107)	1	0	0	1	1	1	0	4
Ave. Number of Days from Initial Assessment (act. 107) to Title Search (act. N5)	19	0	0	3	0	24	0	
Number of Cases from Initial Assessment (act. 107) to Title Search (act. N5)	1	0	0	1	0	1	0	3
Ave. Number of Days from Title Search (act. N5) to NOV Mailed (act. 119A)	15	0	0	52	0	15	0	
Number of Cases from Title Search (act. N5) to NOV Mailed (act. 119A)	1	0	0	1	0	1	0	3
Ave. Number of Days from NOV Mailed (act. 119A) to Hearing (act. 66/52B)	540	0	0	150	0	1,695	0	
Number of Cases from NOV Mailed (act. 119A) to Hearing (act. 66/52B)	1	0	0	1	0	1	0	3
Ave. Number of Days from Hearing (act. 66/52B) to Case Closed	1,119	0	0	134	0	115	0	
Number of Cases from Hearing (act. 66/52B) to Case Closed	1	0	0	1	0	1	0	3

	Weighted Average
Ave. Number of Days from Intake (open date) to Intial Inspection Request (act. 110)	0
Ave. of Number of Days from Initial Inspection Request (act. 110) to Closing	628.57
Ave. Number of Days from Initial Inspection Request (act. 110) to Initial Assessment (act. 107)	87.25
Ave. Number of Days from Initial Assessment (act. 107) to Title Search (act. N5)	15.33
Ave. Number of Days from Title Search (act. N5) to NOV Mailed (act. 119A)	27.33
Ave. Number of Days from NOV Mailed (act. 119A) to Hearing (act. 66/52B)	795.00
Ave. Number of Days from Hearing (act. 66/52B) to Case Closed	456.00

**MIAMI-DADE COUNTY**  
**DEPARTMENT OF REGULATORY AND ECONOMIC RESOURCES (RER)**  
**UNSAFE STRUCTURES MEASURES - RESIDENTIAL**  
**From OCTOBER 2024 To SEPTEMBER 2025**



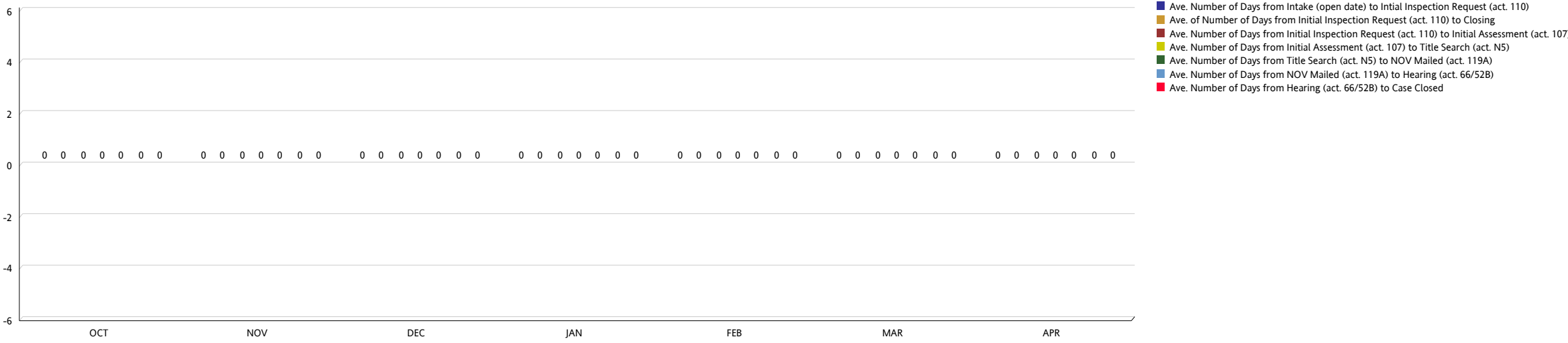
**MIAMI-DADE COUNTY**  
**DEPARTMENT OF REGULATORY AND ECONOMIC RESOURCES (RER)**  
**UNSAFE STRUCTURES MEASURES - RESIDENTIAL**  
**From OCTOBER 2024 To SEPTEMBER 2025**

RESIDENTIAL WITH INJUNCTION (ALL PROPERTIES)	OCT	NOV	DEC	JAN	FEB	MAR	APR	YTD TOTAL
Ave. Number of Days from Intake (open date) to Intial Inspection Request (act. 110)	0	0	0	0	0	0	0	
Number of Cases from Intake (open date) to Intial Inspection Request (act. 110)	0	0	0	0	0	0	0	0
Ave. of Number of Days from Initial Inspection Request (act. 110) to Closing	0	0	0	0	0	0	0	
Number of Cases from Initial Inspection Request (act. 110) to Closing	0	0	0	0	0	0	0	0
Ave. Number of Days from Initial Inspection Request (act. 110) to Initial Assessment (act. 107)	0	0	0	0	0	0	0	
Number of Cases Closed from Initial Inspection Request (act. 110) to Initial Assessment (act. 107)	0	0	0	0	0	0	0	0
Ave. Number of Days from Initial Assessment (act. 107) to Title Search (act. N5)	0	0	0	0	0	0	0	
Number of Cases from Initial Assessment (act. 107) to Title Search (act. N5)	0	0	0	0	0	0	0	0
Ave. Number of Days from Title Search (act. N5) to NOV Mailed (act. 119A)	0	0	0	0	0	0	0	
Number of Cases from Title Search (act. N5) to NOV Mailed (act. 119A)	0	0	0	0	0	0	0	0
Ave. Number of Days from NOV Mailed (act. 119A) to Hearing (act. 66/52B)	0	0	0	0	0	0	0	
Number of Cases from NOV Mailed (act. 119A) to Hearing (act. 66/52B)	0	0	0	0	0	0	0	0
Ave. Number of Days from Hearing (act. 66/52B) to Case Closed	0	0	0	0	0	0	0	
Number of Cases from Hearing (act. 66/52B) to Case Closed	0	0	0	0	0	0	0	0

	Weighted Average
Ave. Number of Days from Intake (open date) to Intial Inspection Request (act. 110)	0
Ave. of Number of Days from Initial Inspection Request (act. 110) to Closing	0
Ave. Number of Days from Initial Inspection Request (act. 110) to Initial Assessment (act. 107)	0
Ave. Number of Days from Initial Assessment (act. 107) to Title Search (act. N5)	0
Ave. Number of Days from Title Search (act. N5) to NOV Mailed (act. 119A)	0
Ave. Number of Days from NOV Mailed (act. 119A) to Hearing (act. 66/52B)	0
Ave. Number of Days from Hearing (act. 66/52B) to Case Closed	0

**MIAMI-DADE COUNTY**  
**DEPARTMENT OF REGULATORY AND ECONOMIC RESOURCES (RER)**  
**UNSAFE STRUCTURES MEASURES - RESIDENTIAL**  
 From OCTOBER 2024 To SEPTEMBER 2025

**RESIDENTIAL / WITH INJUNCTION / ALL PROPERTIES**



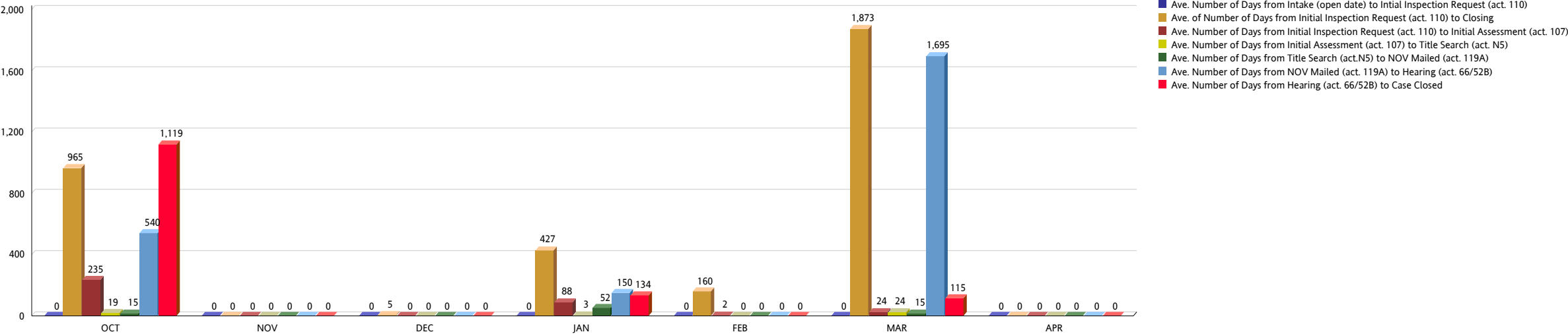
**MIAMI-DADE COUNTY**  
**DEPARTMENT OF REGULATORY AND ECONOMIC RESOURCES (RER)**  
**UNSAFE STRUCTURES MEASURES - RESIDENTIAL**  
**From OCTOBER 2024 To SEPTEMBER 2025**

RESIDENTIAL NO INJUNCTION (EXCLUDING COUNTY PROPERTIES)	OCT	NOV	DEC	JAN	FEB	MAR	APR	YTD TOTAL
Ave. Number of Days from Intake (open date) to Intial Inspection Request (act. 110)	0	0	0	0	0	0	0	
Number of Cases from Intake (open date) to Intial Inspection Request (act. 110)	2	0	2	1	1	1	0	7
Ave. of Number of Days from Initial Inspection Request (act. 110) to Closing	965	0	5	427	160	1,873	0	
Number of Cases from Initial Inspection Request (act. 110) to Closing	2	0	2	1	1	1	0	7
Ave. Number of Days from Initial Inspection Request (act. 110) to Initial Assessment (act. 107)	235	0	0	88	2	24	0	
Number of Cases from Initial Inspection Request (act. 110) to Initial Assessment (act. 107)	1	0	0	1	1	1	0	4
Ave. Number of Days from Initial Assessment (act. 107) to Title Search (act. N5)	19	0	0	3	0	24	0	
Number of Cases from Initial Assessment (act. 107) to Title Search (act. N5)	1	0	0	1	0	1	0	3
Ave. Number of Days from Title Search (act.N5) to NOV Mailed (act. 119A)	15	0	0	52	0	15	0	
Number of Cases from Title Search (act. N5) to NOV Mailed (act. 119A)	1	0	0	1	0	1	0	3
Ave. Number of Days from NOV Mailed (act. 119A) to Hearing (act. 66/52B)	540	0	0	150	0	1,695	0	
Number of Cases from NOV Mailed (act. 119A) to Hearing (act. 66/52B)	1	0	0	1	0	1	0	3
Ave. Number of Days from Hearing (act. 66/52B) to Case Closed	1,119	0	0	134	0	115	0	1,368
Number of Cases from Hearing (act. 66/52B) to Case Closed	1	0	0	1	0	1	0	3

	Weighted Average
Ave. Number of Days from Intake (open date) to Intial Inspection Request (act. 110)	0
Ave. of Number of Days from Initial Inspection Request (act. 110) to Closing	628.57
Ave. Number of Days from Initial Inspection Request (act. 110) to Initial Assessment (act. 107)	87.25
Ave. Number of Days from Initial Assessment (act. 107) to Title Search (act. N5)	15.33
Ave. Number of Days from Title Search (act. N5) to NOV Mailed (act. 119A)	27.33
Ave. Number of Days from NOV Mailed (act. 119A) to Hearing (act. 66/52B)	795.00
Ave. Number of Days from Hearing (act. 66/52B) to Case Closed	456.00

**MIAMI-DADE COUNTY**  
**DEPARTMENT OF REGULATORY AND ECONOMIC RESOURCES (RER)**  
**UNSAFE STRUCTURES MEASURES - RESIDENTIAL**  
**From OCTOBER 2024 To SEPTEMBER 2025**

**RESIDENTIAL / NO INJUNCTION / EXCLUDING COUNTY PROPERTIES**



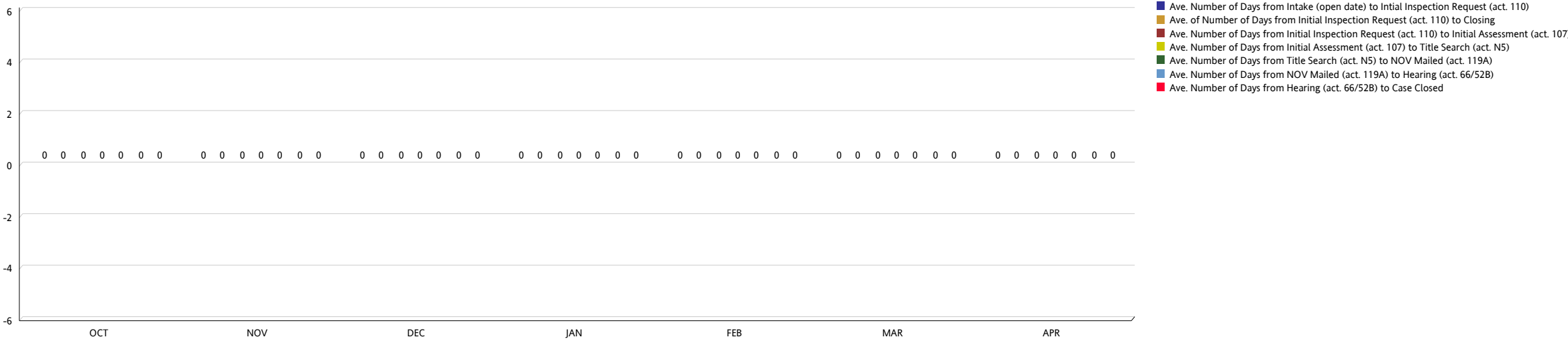
**MIAMI-DADE COUNTY**  
**DEPARTMENT OF REGULATORY AND ECONOMIC RESOURCES (RER)**  
**UNSAFE STRUCTURES MEASURES - RESIDENTIAL**  
**From OCTOBER 2024 To SEPTEMBER 2025**

RESIDENTIAL WITH INJUNCTION (EXCLUDING COUNTY PROPERTIES)	OCT	NOV	DEC	JAN	FEB	MAR	APR	YTD TOTAL
Ave. Number of Days from Intake (open date) to Intial Inspection Request (act. 110)	0	0	0	0	0	0	0	
Number of Cases from Intake (open date) to Intial Inspection Request (act. 110)	0	0	0	0	0	0	0	0
Ave. of Number of Days from Initial Inspection Request (act. 110) to Closing	0	0	0	0	0	0	0	
Number of Cases from Initial Inspection Request (act. 110) to Closing	0	0	0	0	0	0	0	0
Ave. Number of Days from Initial Inspection Request (act. 110) to Initial Assessment (act. 107)	0	0	0	0	0	0	0	
Number of Cases Closed from Initial Inspection Request (act. 110) to Initial Assessment (act. 107)	0	0	0	0	0	0	0	0
Ave. Number of Days from Initial Assessment (act. 107) to Title Search (act. N5)	0	0	0	0	0	0	0	
Number of Cases from Initial Assessment (act. 107) to Title Search (act. N5)	0	0	0	0	0	0	0	0
Ave. Number of Days from Title Search (act. N5) to NOV Mailed (act. 119A)	0	0	0	0	0	0	0	
Number of Cases from Title Search (act. N5) to NOV Mailed (act. 119A)	0	0	0	0	0	0	0	0
Ave. Number of Days from NOV Mailed (act. 119A) to Hearing (act. 66/52B)	0	0	0	0	0	0	0	
Number of Cases from NOV Mailed (act. 119A) to Hearing (act. 66/52B)	0	0	0	0	0	0	0	0
Ave. Number of Days from Hearing (act. 66/52B) to Case Closed	0	0	0	0	0	0	0	
Number of Cases from Hearing (act. 66/52B) to Case Closed	0	0	0	0	0	0	0	0

	Weighted Average
Ave. Number of Days from Intake (open date) to Intial Inspection Request (act. 110)	0
Ave. of Number of Days from Initial Inspection Request (act. 110) to Closing	0
Ave. Number of Days from Initial Inspection Request (act. 110) to Initial Assessment (act. 107)	0
Ave. Number of Days from Initial Assessment (act. 107) to Title Search (act. N5)	0
Ave. Number of Days from Title Search (act. N5) to NOV Mailed (act. 119A)	0
Ave. Number of Days from NOV Mailed (act. 119A) to Hearing (act. 66/52B)	0
Ave. Number of Days from Hearing (act. 66/52B) to Case Closed	0

**MIAMI-DADE COUNTY**  
**DEPARTMENT OF REGULATORY AND ECONOMIC RESOURCES (RER)**  
**UNSAFE STRUCTURES MEASURES - RESIDENTIAL**  
**From OCTOBER 2024 To SEPTEMBER 2025**

**RESIDENTIAL / WITH INJUNCTION / EXCLUDING COUNTY PROPERTIES**





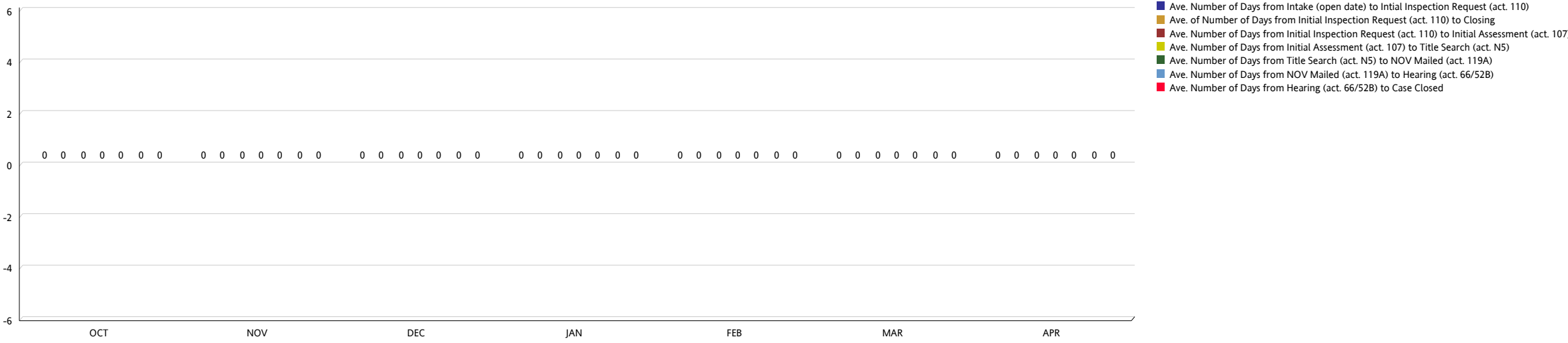
**MIAMI-DADE COUNTY**  
**DEPARTMENT OF REGULATORY AND ECONOMIC RESOURCES (RER)**  
**UNSAFE STRUCTURES MEASURES - RESIDENTIAL**  
**From OCTOBER 2024 To SEPTEMBER 2025**

RESIDENTIAL NO INJUNCTION (COUNTY PROPERTIES)	OCT	NOV	DEC	JAN	FEB	MAR	APR	YTD TOTAL
Ave. Number of Days from Intake (open date) to Intial Inspection Request (act. 110)	0	0	0	0	0	0	0	
Number of Cases from Intake (open date) to Intial Inspection Request (act. 110)	0	0	0	0	0	0	0	0
Ave. of Number of Days from Initial Inspection Request (act. 110) to Closing	0	0	0	0	0	0	0	
Number of Cases from Initial Inspection Request (act. 110) to Closing	0	0	0	0	0	0	0	0
Ave. Number of Days from Initial Inspection Request (act. 110) to Initial Assessment (act. 107)	0	0	0	0	0	0	0	
Number of Cases Closed from Initial Inspection Request (act. 110) to Initial Assessment (act. 107)	0	0	0	0	0	0	0	0
Ave. Number of Days from Initial Assessment (act. 107) to Title Search (act. N5)	0	0	0	0	0	0	0	
Number of Cases from Initial Assessment (act. 107) to Title Search (act. N5)	0	0	0	0	0	0	0	0
Ave. Number of Days from Title Search (act. N5) to NOV Mailed (act. 119A)	0	0	0	0	0	0	0	
Number of Cases from Title Search (act. N5) to NOV Mailed (act. 119A)	0	0	0	0	0	0	0	0
Ave. Number of Days from NOV Mailed (act. 119A) to Hearing (act. 66/52B)	0	0	0	0	0	0	0	
Number of Cases from NOV Mailed (act. 119A) to Hearing (act. 66/52B)	0	0	0	0	0	0	0	0
Ave. Number of Days from Hearing (act. 66/52B) to Case Closed	0	0	0	0	0	0	0	
Number of Cases from Hearing (act. 66/52B) to Case Closed	0	0	0	0	0	0	0	0

	Weighted Average
Ave. Number of Days from Intake (open date) to Intial Inspection Request (act. 110)	0
Ave. of Number of Days from Initial Inspection Request (act. 110) to Closing	0
Ave. Number of Days from Initial Inspection Request (act. 110) to Initial Assessment (act. 107)	0
Ave. Number of Days from Initial Assessment (act. 107) to Title Search (act. N5)	0
Ave. Number of Days from Title Search (act. N5) to NOV Mailed (act. 119A)	0
Ave. Number of Days from NOV Mailed (act. 119A) to Hearing (act. 66/52B)	0
Ave. Number of Days from Hearing (act. 66/52B) to Case Closed	0

**MIAMI-DADE COUNTY**  
**DEPARTMENT OF REGULATORY AND ECONOMIC RESOURCES (RER)**  
**UNSAFE STRUCTURES MEASURES - RESIDENTIAL**  
**From OCTOBER 2024 To SEPTEMBER 2025**

**RESIDENTIAL / NO INJUNCTION / COUNTY PROPERTIES**



**MIAMI-DADE COUNTY**  
**DEPARTMENT OF REGULATORY AND ECONOMIC RESOURCES (RER)**  
**UNSAFE STRUCTURES MEASURES - RESIDENTIAL**  
**From OCTOBER 2024 To SEPTEMBER 2025**

RESIDENTIAL WITH INJUNCTION (COUNTY PROPERTIES)	OCT	NOV	DEC	JAN	FEB	MAR	APR	YTD TOTAL
Ave. Number of Days from Intake (open date) to Intial Inspection Request (act. 110)	0	0	0	0	0	0	0	
Number of Cases from Intake (open date) to Intial Inspection Request (act. 110)	0	0	0	0	0	0	0	0
Ave. of Number of Days from Initial Inspection Request (act. 110) to Closing	0	0	0	0	0	0	0	
Number of Cases from Initial Inspection Request (act. 110) to Closing	0	0	0	0	0	0	0	0
Ave. Number of Days from Initial Inspection Request (act. 110) to Initial Assessment (act. 107)	0	0	0	0	0	0	0	
Number of Cases Closed from Initial Inspection Request (act. 110) to Initial Assessment (act. 107)	0	0	0	0	0	0	0	0
Ave. Number of Days from Initial Assessment (act. 107) to Title Search (act. N5)	0	0	0	0	0	0	0	
Number of Cases from Initial Assessment (act. 107) to Title Search (act. N5)	0	0	0	0	0	0	0	0
Ave. Number of Days from Title Search (act. N5) to NOV Mailed (act. 119A)	0	0	0	0	0	0	0	
Number of Cases from Title Search (act. N5) to NOV Mailed (act. 119A)	0	0	0	0	0	0	0	0
Ave. Number of Days from NOV Mailed (act. 119A) to Hearing (act. 66/52B)	0	0	0	0	0	0	0	
Number of Cases from NOV Mailed (act. 119A) to Hearing (act. 66/52B)	0	0	0	0	0	0	0	0
Ave. Number of Days from Hearing (act. 66/52B) to Case Closed	0	0	0	0	0	0	0	
Number of Cases from Hearing (act. 66/52B) to Case Closed	0	0	0	0	0	0	0	0

	Weighted Average
Ave. Number of Days from Intake (open date) to Intial Inspection Request (act. 110)	0
Ave. of Number of Days from Initial Inspection Request (act. 110) to Closing	0
Ave. Number of Days from Initial Inspection Request (act. 110) to Initial Assessment (act. 107)	0
Ave. Number of Days from Initial Assessment (act. 107) to Title Search (act. N5)	0
Ave. Number of Days from Title Search (act. N5) to NOV Mailed (act. 119A)	0
Ave. Number of Days from NOV Mailed (act. 119A) to Hearing (act. 66/52B)	0
Ave. Number of Days from Hearing (act. 66/52B) to Case Closed	0

MIAMI-DADE COUNTY  
DEPARTMENT OF REGULATORY AND ECONOMIC RESOURCES (RER)  
UNSAFE STRUCTURES MEASURES - RESIDENTIAL  
From OCTOBER 2024 To SEPTEMBER 2025

RESIDENTIAL / WITH INJUNCTION / COUNTY PROPERTIES

